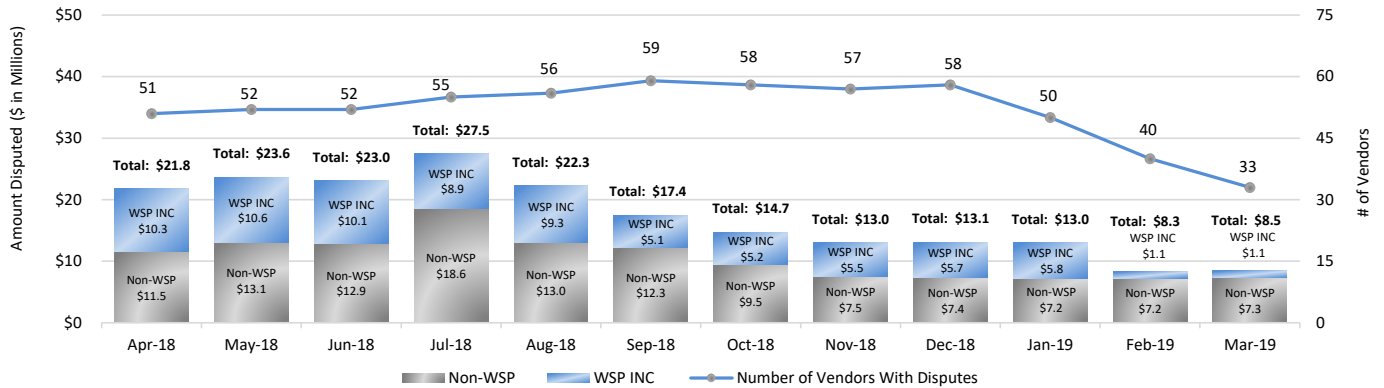


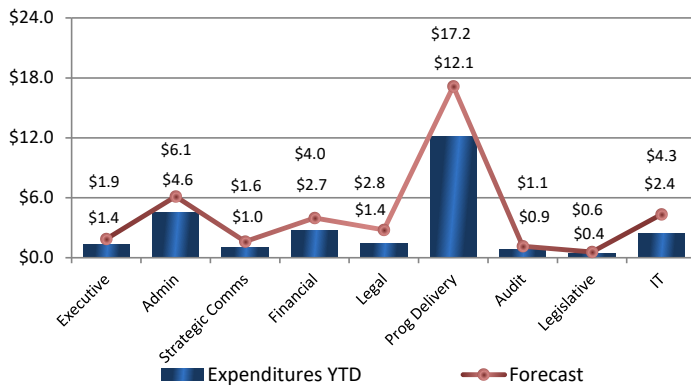
Data as of March 31, 2019

Accounts Payable Disputes Summary

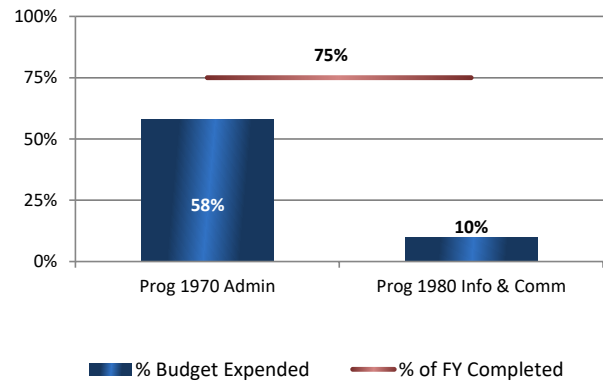


State Operations¹

Forecast and Expenditures (\$ in Millions)



Percent Of Budget Expended By Program²

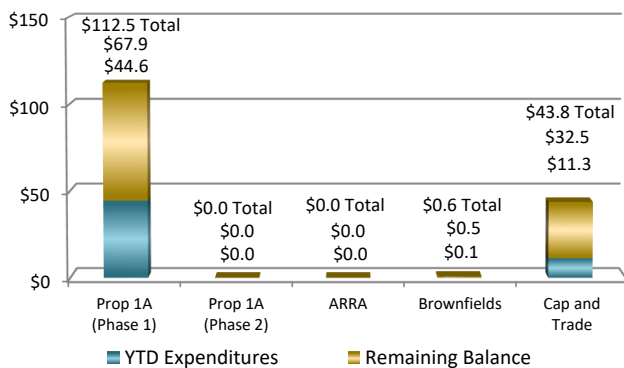


¹ Source: May 2019 Administrative Budget and Expenditures Report.

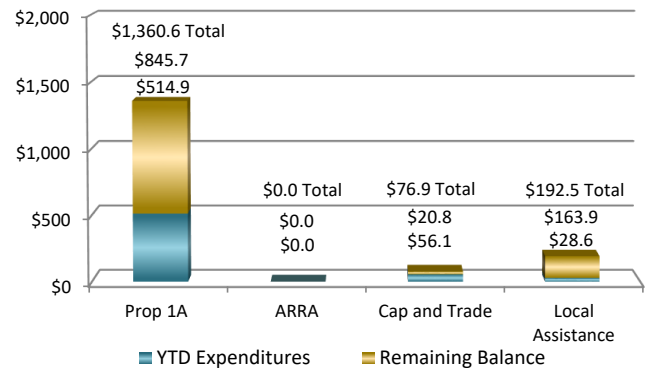
² Programs 1975 and 1985 are included in Program 1970 totals.

Capital Outlay^{3, 4, 5, 6}

Project Development (\$ in Millions)



Construction and Local Assistance (\$ in Millions)



³ Source: May 2019 Capital Outlay and Budget Expenditures Report.

⁴ Displays YTD Expenditures and Remaining Balance of budget for FY2018-19.

⁵ Values may not add up due to rounding.

⁶ ARRA federal expenditures were completed in prior fiscal years and no additional expenditures are anticipated.