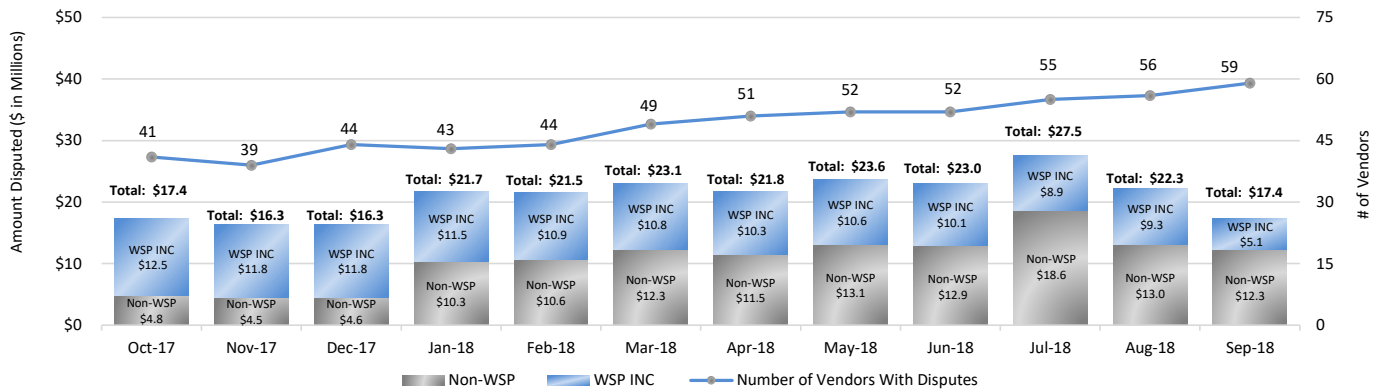


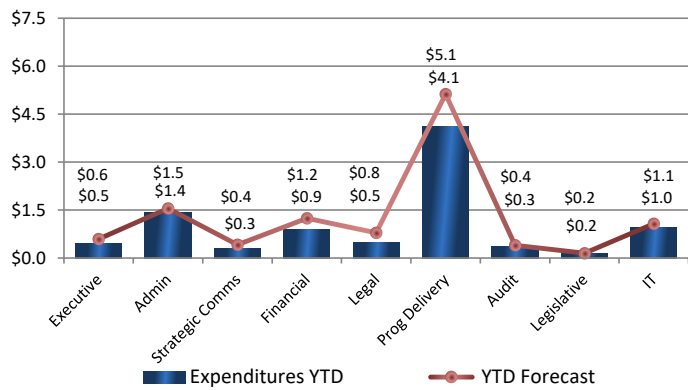
Data as of September 30, 2018

Accounts Payable Disputes Summary

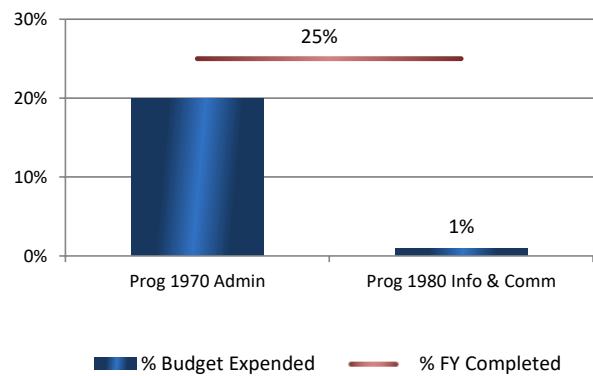


State Operations<sup>1,4</sup>

Forecast and Expenditures<sup>2</sup> (\$ in Millions)



Percent Of Budget Expended By Program<sup>3</sup>



<sup>1</sup> Source: Administrative Budget and Expenditures Report.

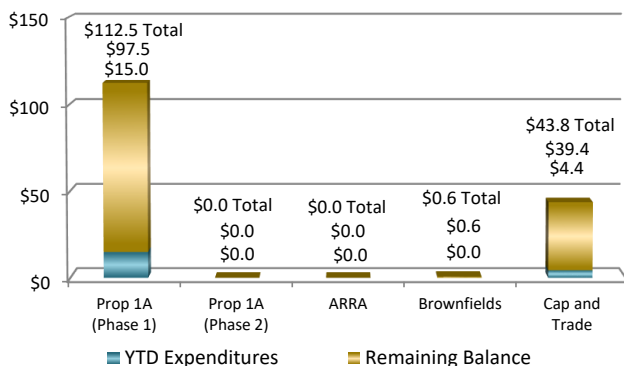
<sup>2</sup> Monthly forecast represents a straight-lined pro-rated portion of the annual budget.

<sup>3</sup> Programs 1975 and 1985 are included in Program 1970 totals.

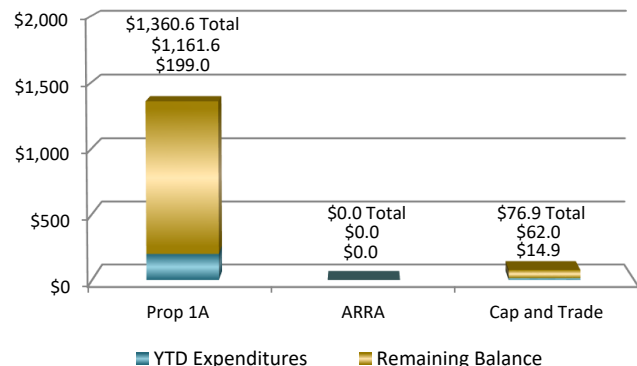
<sup>4</sup> As of Oct-18, the Authority implemented the Program Management Plan (PMP). The organizational changes include: (1) the Risk Management and Project Controls Office merged into the Program Delivery Office, (2) the Government Relations Office was changed to the Legislative Affairs Office, and (3) the External Affairs Office and the Communications Office were merged to create a Strategic Communications Office.

Capital Outlay<sup>5, 6, 7, 8</sup>

Project Development (\$ in Millions)



Construction (\$ in Millions)



<sup>5</sup> Source: Capital Outlay and Budget Expenditures Report.

<sup>6</sup> Displays YTD Expenditures and Remaining Balance of budget for FY2018-19.

<sup>7</sup> Values may not add up due to rounding.

<sup>8</sup> ARRA expenditures were completed in prior fiscal years and no additional expenditures are anticipated.