



CALIFORNIA
High-Speed Rail Authority

CENTRAL VALLEY STATUS REPORT

Finance & Audit Committee

Executive Summary

- Construction Packages (CP) Design-Build Expenditures

- » November 2023 Expenditures totaled \$157.0M:

- Construction Package 1 Expenditures totaled \$23.9M.
- Construction Package 2-3 Expenditures totaled \$125.4M.
- Construction Package 4 Expenditures totaled \$7.8M.

- Change Orders

- » Executed Change Orders this period – 13 for a total of \$76.7M.

- Risk Contingency

- » Approved Contingency – \$6,001.6M budgeted contract contingency. Contingency balance is \$1,291.4M as of data date.

- CP Construction Labor

- » November 2023, Average Daily Site Workers (by Week) – 1,492 workers. An increase of 59 workers from the previous period (1,433).

Executive Summary cont.

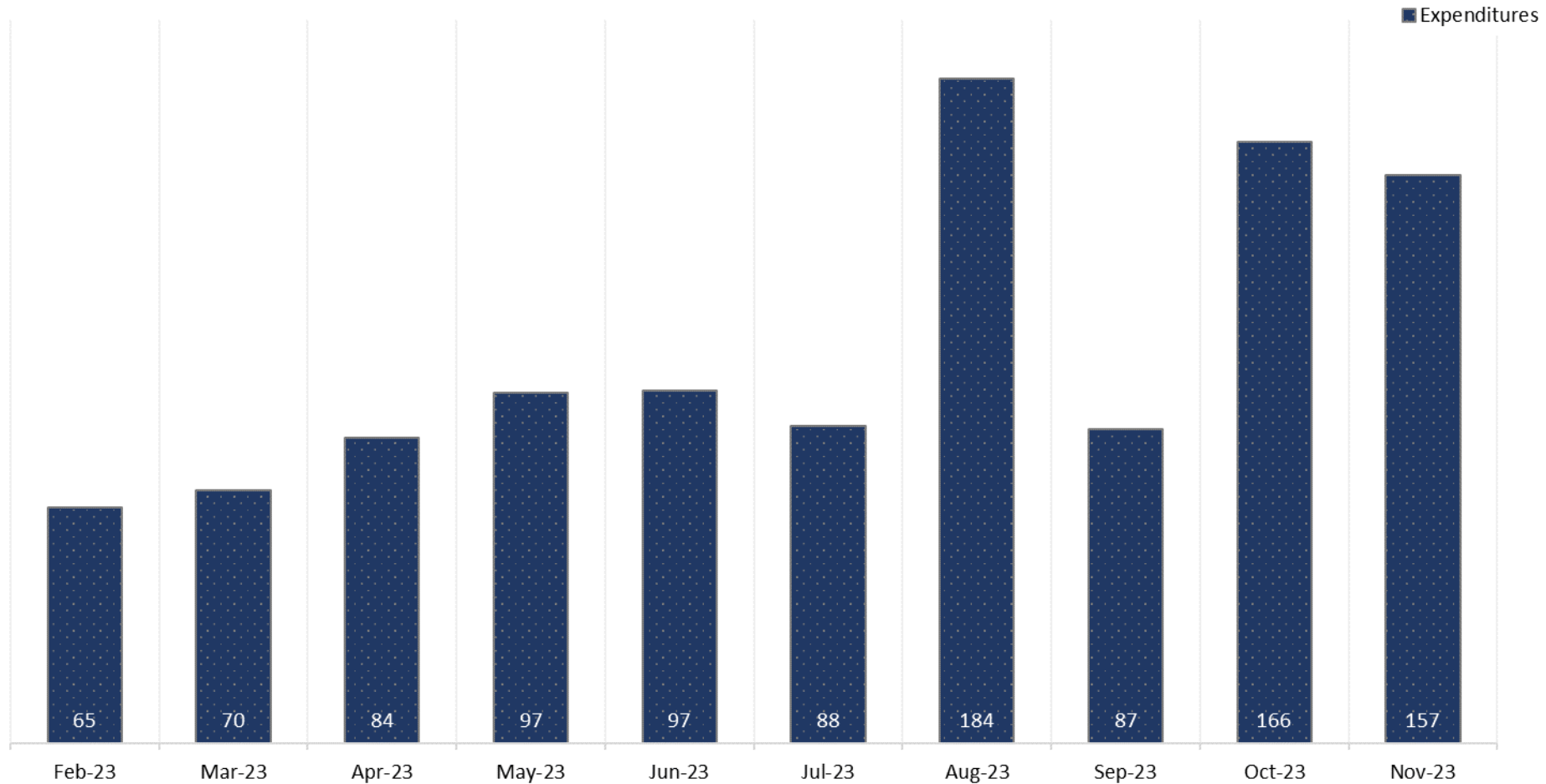
- CP Construction Progress
 - » Structures – 78 underway/construction complete (33 underway, 45 completed) compared to 93 structures total (84%). An increase of two from the previous period.
 - » Guideway – 91 miles underway/construction complete (35 underway, 56 completed) compared to 119 miles total (76%). No change from the previous period.
- Utility Relocations Status
 - » Relocated: 1,225 (67%); In Progress: 295 (16%); Approved to Start: 0 (0%); Not Started: 316 (17%); Total: 1,836. A total of 46 relocated in November 2023. A sequence of activities must be completed to begin utility relocation work. These activities include environmental clearance, executed third-party agreement(s), design approval, construction work plans, pre-construction walkthroughs, acquisition of real property, and/or land right conveyances.
- CP Real Property/Right-of-Way (ROW)
 - » Total Parcels Delivered to Date – 2,259 parcels compared to an estimated 2,294 parcels needed.
 - » Parcels Delivered to Design-Builder (DB) – One parcel in November 2023 from CP 2-3.
 - » Total Railroad Parcels Delivered to Date – 147 parcels delivered compared to an estimated 171 total railroad parcels needed.
 - » Railroad Parcels Delivered to Design-Builder – Zero parcels in November 2023.

Executive Summary cont.

- Project Development (Environmental Clearance) Schedule – Notice of Determination (NOD)/Record of Decision (ROD)
 - » Palmdale to Burbank –The Administrative Final Environmental Impact Report (EIR)/Environmental Impact Statement (EIS) has been submitted to the Cooperating Agencies for review. Major activities on this project section included preparing response to comments received on the Draft EIR/EIS and preparing permitting documents.
 - » Los Angeles to Anaheim – Administrative Draft EIR/EIS scheduled for Spring 2024. NOD/ROD anticipated in late 2025.
- Project Development (Post-Record of Decision) Schedule
 - » Merced Extension (Merced to Madera) – Stantec Inc., under Agreement HSR22-02, continues to make progress on the 30% design goals of this Project. Stantec submitted to the Authority the Draft Configuration Footprint on October 10, 2023, and expect to be accepted by the Authority by December 2023. HSR 22-02 contract was amended to include NTP-3 (Merced Station Relocation) on October 11, 2023.
 - » Fresno to Bakersfield Locally Generated Alternative (LGA) – HNTB Corporation (HNTB), under agreement HSR22-01, continues to make progress on the early actions of this Project.

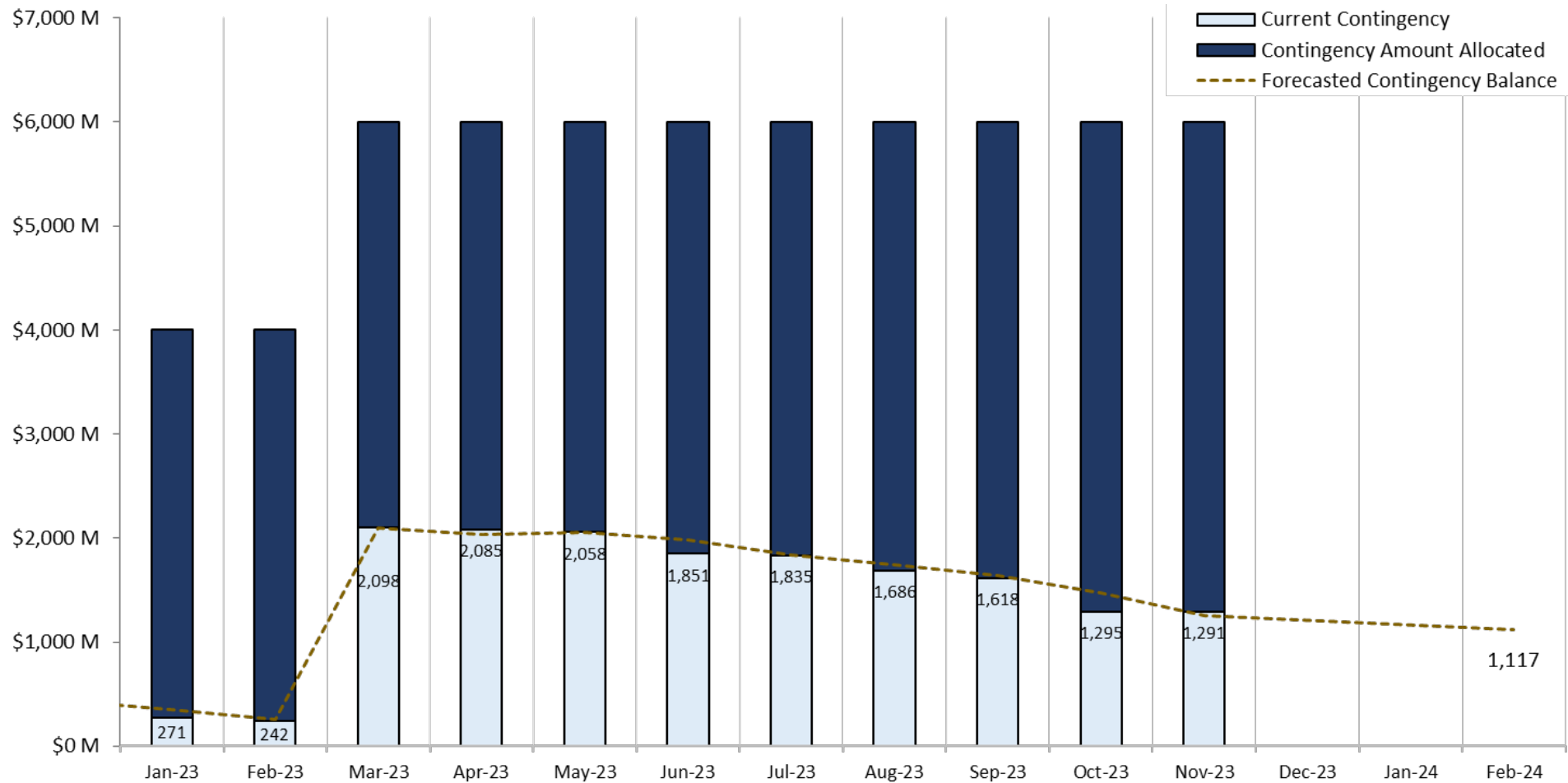
CP 1-4 – Design-Build Expenditures

CP 1-4 – Monthly Expenditures (\$ Millions)



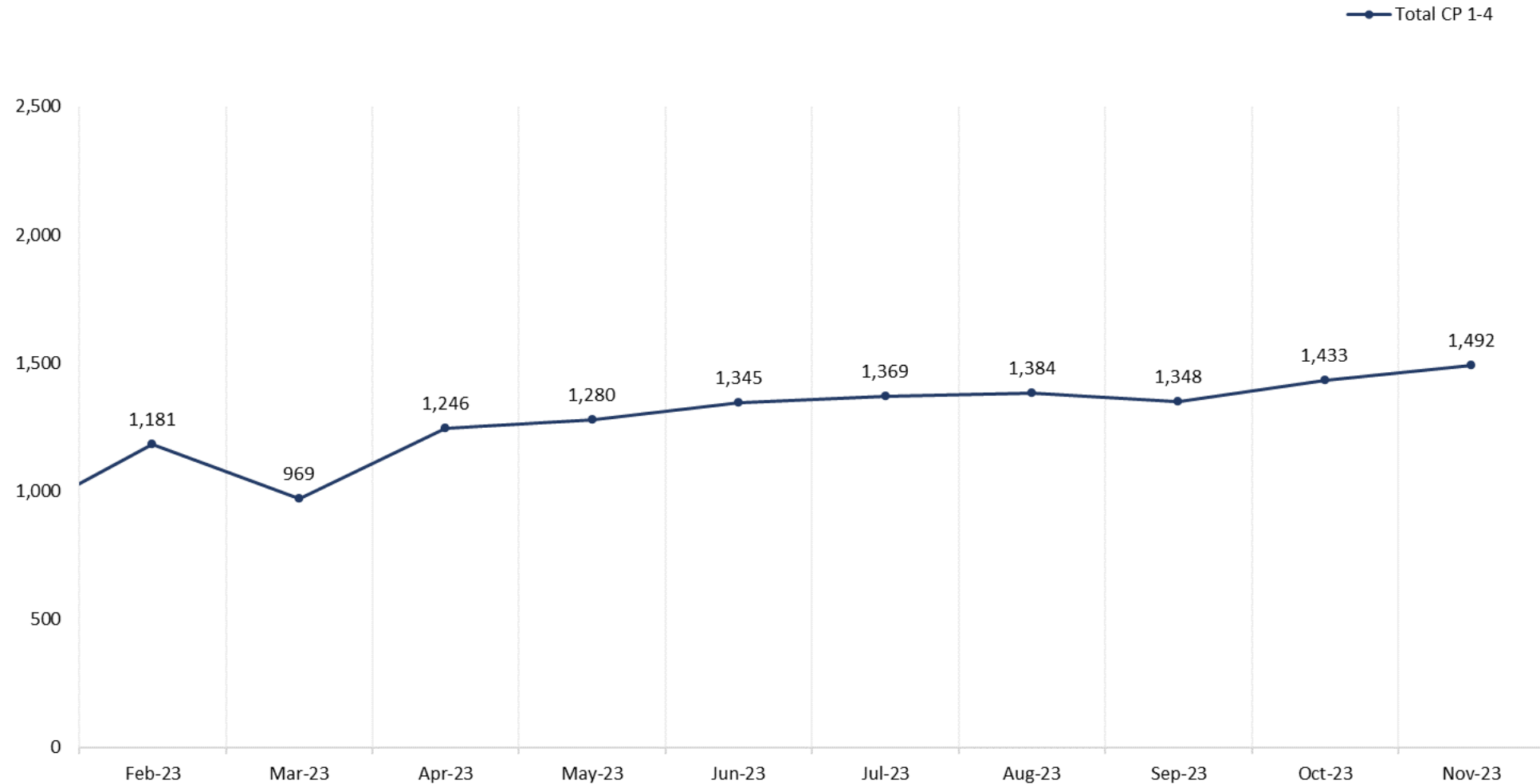
CP 1-4 – Risk Contingency

CP 1-4 – Risk Contingency Status (\$ Millions)



CP 1-4 – Construction Labor

CP 1-4 – Monthly Construction Workforce Total – Actual (FTE)

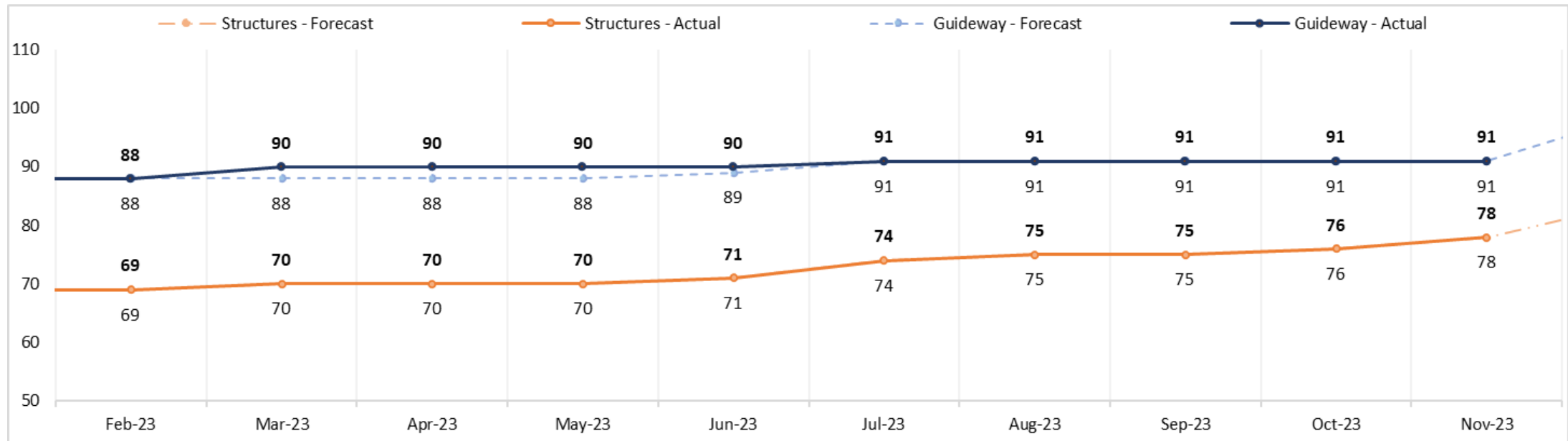


CP 1-4 – Construction Progress

CP 1-4 Monthly Construction Status – In Progress vs. Completed

Construction	CP 1		CP 2-3		CP 4		Overall		Total
	In Progress	Completed	In Progress	Completed	In Progress	Completed	In Progress	Completed	
Guideway	18	2	16	33	1	21	35	56	91
Structures	10	18	23	16	0	11	33	45	78

CP 1-4 Construction Progress to Completion – Forecast vs. Actual

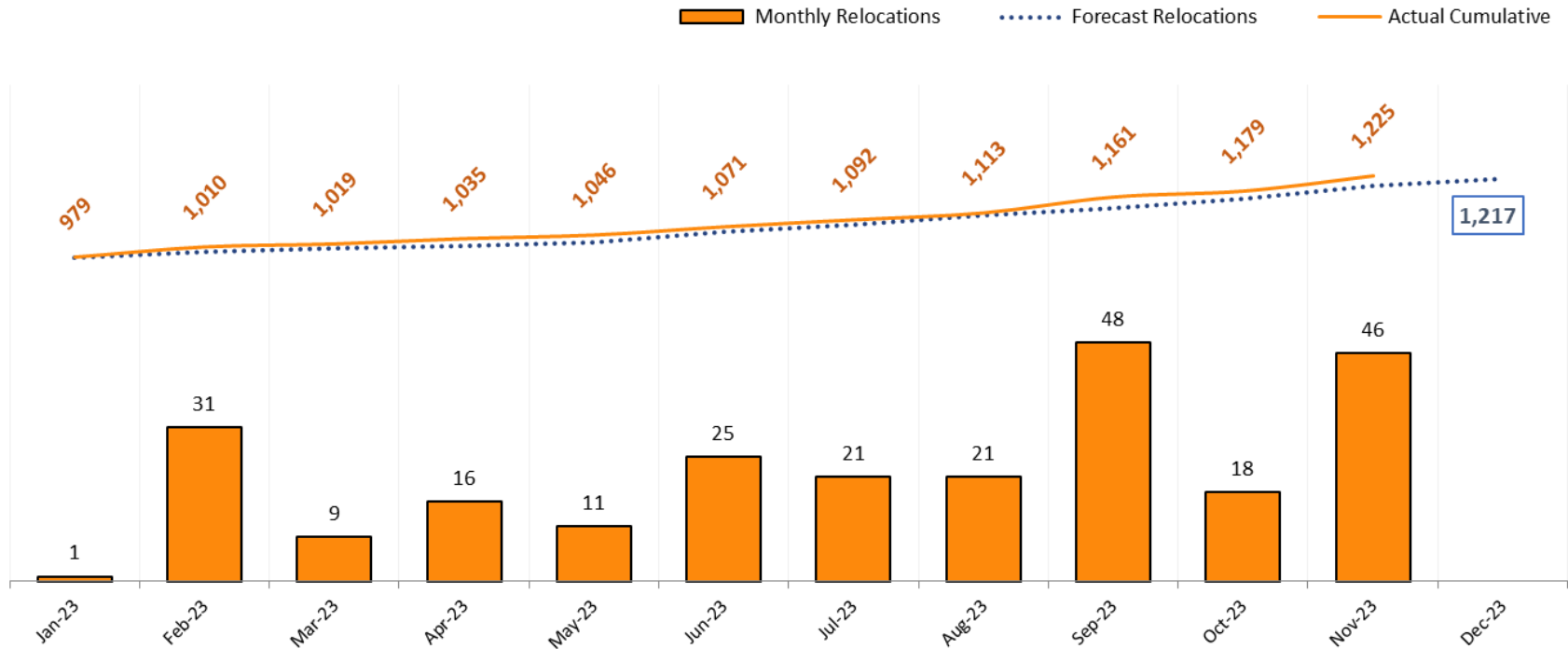


CP 1-4 – Utility Relocations

CP 1-4 – Utility Relocation Summary

Construction Package	Total Relocations November 30, 2023	Total Utilities Relocated to Date November 30, 2023	Remaining Utility Relocations November 30, 2023
CP 1	992	609	383
CP 2-3	701	493	208
CP 4	143	123	20
Total	1,836	1,225	611

CP 1-4 – Utility Relocation Status Summary-Monthly



CP 1-4 – Utility Relocation Summary

CP 1-4 – Summary by Utility Type

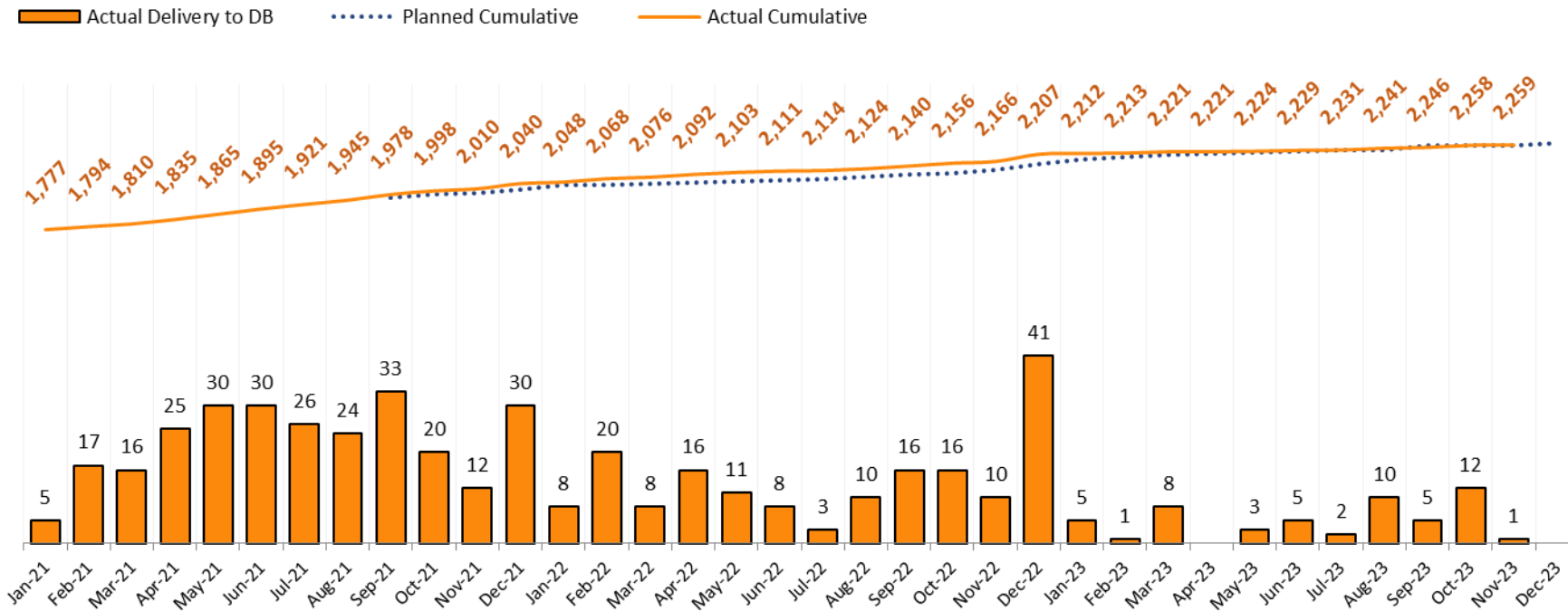
Utility	Status	CP-1	CP-2-3	CP-4	CP 1-4 Total	Percentage
Electric	NOT STARTED	77	102	0	179	27%
	APPROVED TO START	0	0	0	0	0%
	IN PROGRESS	20	30	1	51	8%
	RELOCATED	118	252	61	431	65%
	TOTAL	215	384	62	661	100%
Gas	NOT STARTED	17	10	0	27	22%
	APPROVED TO START	0	0	0	0	0%
	IN PROGRESS	28	0	0	28	22%
	RELOCATED	46	17	7	70	56%
	TOTAL	91	27	7	125	100%
Telecom	NOT STARTED	32	3	0	35	5%
	APPROVED TO START	0	0	0	0	0%
	IN PROGRESS	55	27	0	82	12%
	RELOCATED	328	203	32	563	83%
	TOTAL	415	233	32	680	100%
Wet	NOT STARTED	48	27	0	75	20%
	APPROVED TO START	0	0	0	0	0%
	IN PROGRESS	106	9	19	134	36%
	RELOCATED	117	21	23	161	44%
	TOTAL	271	57	42	370	100%

CP 1-4 – Real Property/Right-of-Way (ROW)

CP 1-4 – Right-of-Way (ROW) Summary

Construction Package	Total Needed Parcels November 30, 2023	Total Parcels Delivered to Date November 30, 2023	Remaining Parcels to be Delivered November 30, 2023	Percentage Delivered
CP 1	1,083	1,064	19	98%
CP 2-3	988	972	16	98%
CP 4	223	223	0	100%
Total	2,294	2,259	35	98%

CP 1-4 – Parcel Delivery to Design-Builder (DB) Summary

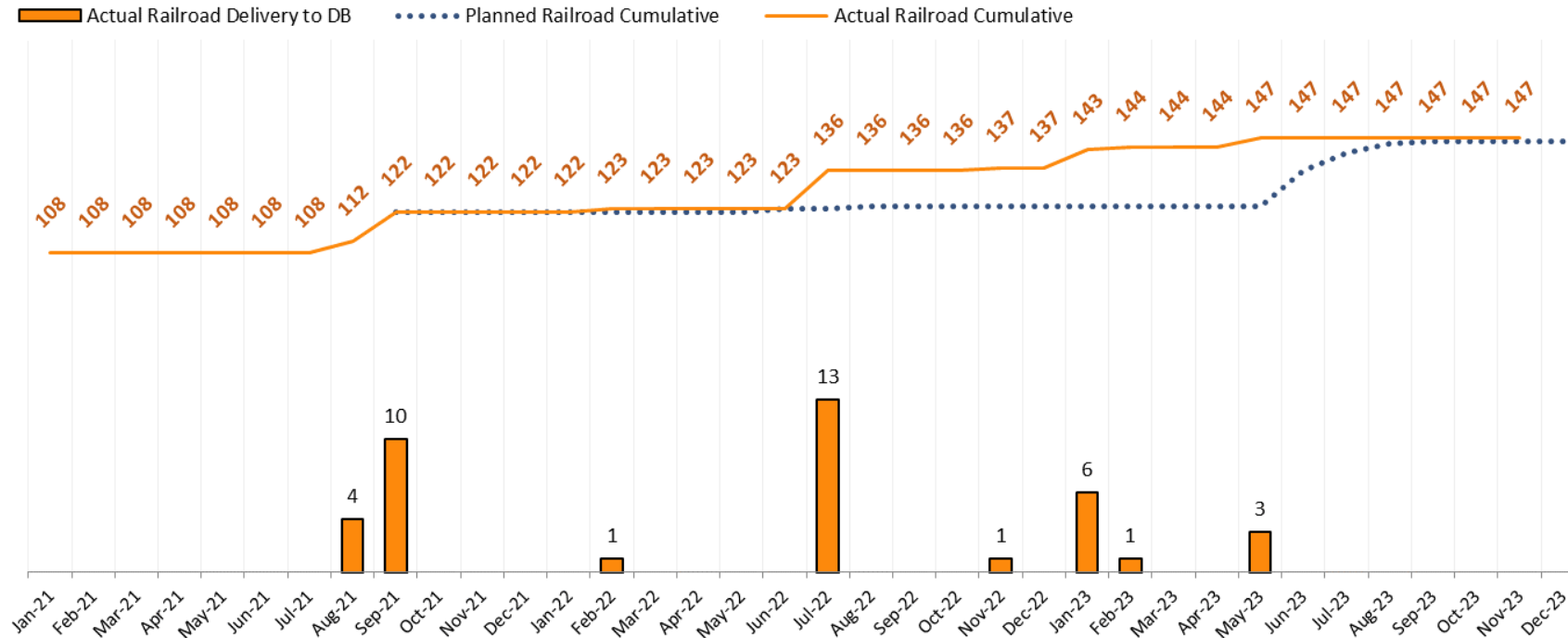


CP 1-4 – Real Property/Right-of-Way (ROW) Railroad

CP 1-4 – Right-of-Way (ROW) Railroad Summary

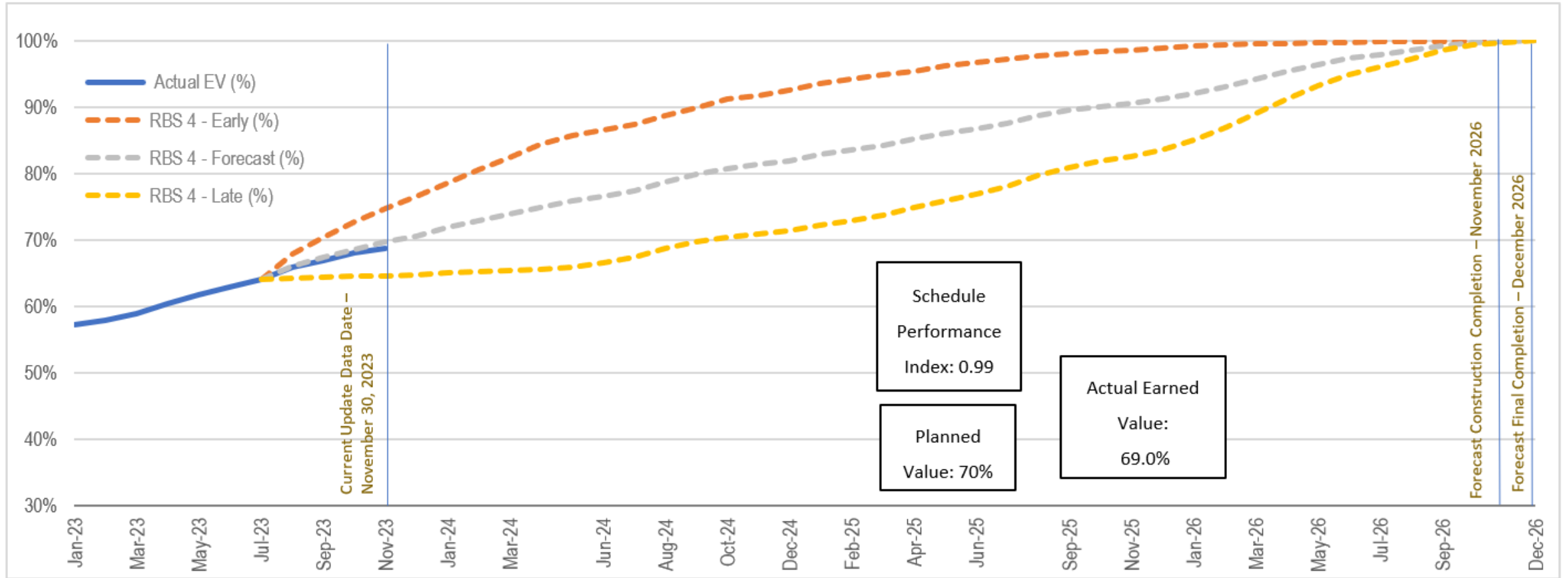
Construction Package	Total Needed Railroad Parcels November 30, 2023	Total Railroad Parcels Delivered to Date November 30, 2023	Remaining Railroad Parcels to be Delivered November 30, 2023
CP 1	84	64	20
CP 2-3	58	54	4
CP 4	29	29	0
Total	171	147	24

CP 1-4 – Railroad Parcel Delivery to Design-Builder (DB) Summary



CP 1 – Earned Value

CP 1 – Earned Value Summary (%)



CP 4 – Earned Value

CP 4 – Earned Value Summary (%)

The CP 4 completion forecasts are now primarily dependent on the outcome of one agreement with a third-party. Current forecast for Substantial Completion is January 2024.

Given the above, the Project status is as follows:

- Guideway 99.7% Complete**
- Structures 100% Complete**
- Wildlife Crossings 100% Complete**
- Intrusion Protection Barrier 100% Complete**

