

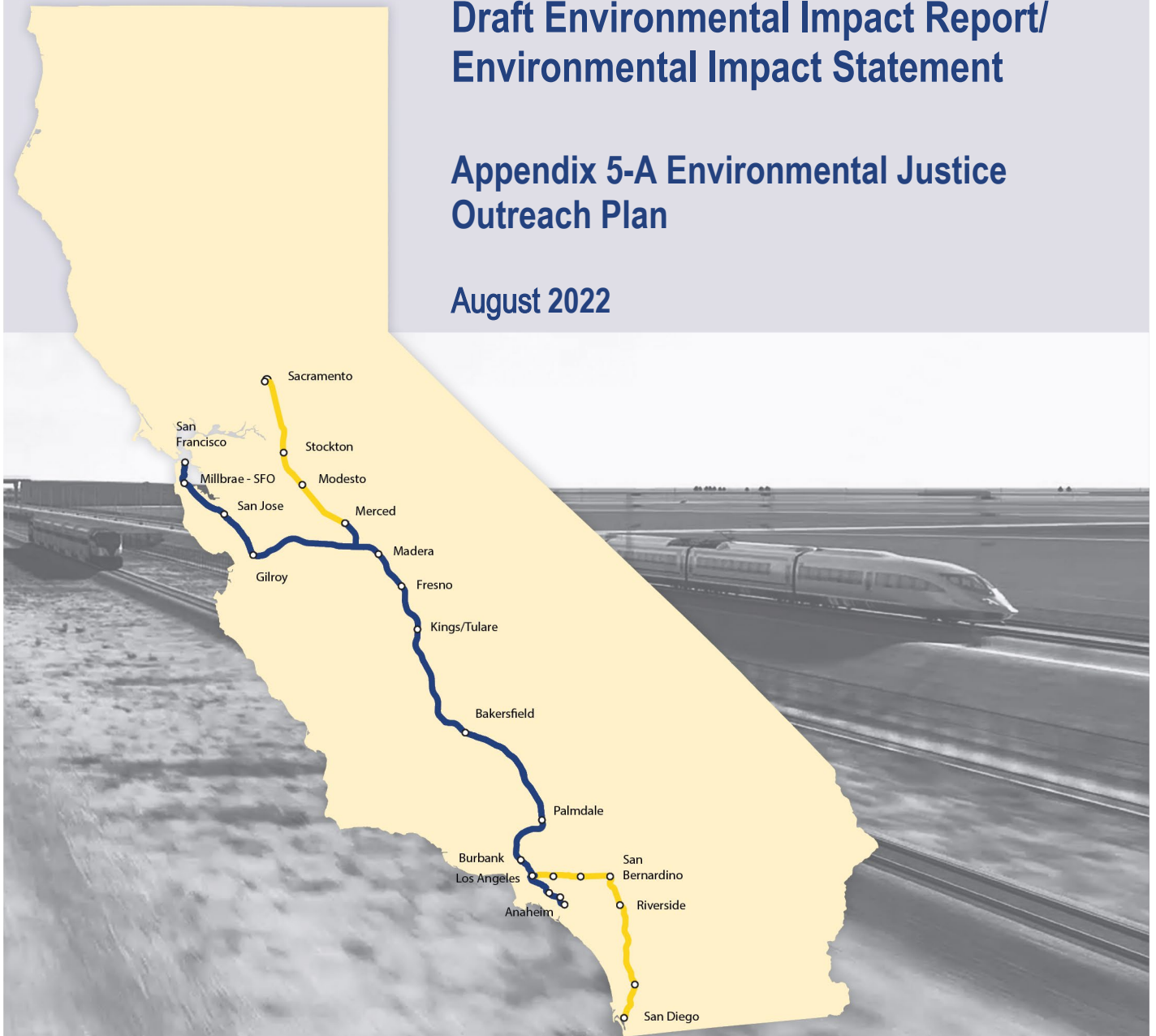
California High-Speed Rail Authority

Palmdale to Burbank *Project Section*

Draft Environmental Impact Report/
Environmental Impact Statement

Appendix 5-A Environmental Justice
Outreach Plan

August 2022



The environmental review, consultation, and other actions required by applicable federal environmental laws for this project are being or have been carried out by the State of California pursuant to 23 U.S.C. 327 and a Memorandum of Understanding dated July 23, 2019, and executed by the Federal Railroad Administration and the State of California.

This page intentionally left blank

Table of Contents

1	INTRODUCTION.....	1
1.1	Overview of the Environmental Justice Outreach Plan and Project Section.....	1
1.2	Regulatory Setting	2
1.3	Palmdale to Burbank Project Section Demographics	4
1.3.1	Demographics.....	6
1.3.2	Age Characteristics.....	7
1.3.3	Limited English Proficiency (LEP).....	8
1.3.4	Socioeconomics.....	10
2	ENVIRONMENTAL JUSTICE ADVOCACY AND COMMUNITY GROUPS.....	12
3	ENVIRONMENTAL JUSTICE OUTREACH RECOMMENDATIONS.....	16
3.1	Outreach Strategy	16
3.2	Outreach Activities.....	17
3.3	Outreach Implementation	18
3.3.1	Public Meetings	19
3.3.2	Environmental Justice Group Events and Meetings	19
3.3.3	Digital Engagement	20
3.3.4	Environmental Justice Organization and Stakeholder Working Groups Engagement	20
3.3.5	Deeper Reach Implementation	21
3.3.6	Deliverables	21
4	REFERENCES.....	22

Tables

Table 5-A-1	Demographics of the Palmdale to Burbank Project Section by Race/Ethnicity	6
Table 5-A-2	Regional Age Distribution.....	7
Table 5-A-3	Regional Linguistic Isolation.....	9
Table 5-A-4	Regional Household Income	10
Table 5-A-5	Regional Household Income Corridor Environmental Justice Advocacy and Community Groups.....	12
Table 5-A-6	Public Participation and Outreach Examples.....	18

Figures

Figure 5-A-1	Overview of the Palmdale to Burbank Project Section	5
--------------	---	---

Attachments

- Attachment A: Advocacy and Community Groups Serving Minority and Low-Income Communities
- Attachment B: Focused Alignment Outreach Plan Strategy
- Attachment C: Schools Requiring Environmental Justice Outreach

Acronyms and Abbreviations

ACS	American Community Survey
Authority	California High-Speed Rail Authority
C.F.R.	Code of Federal Regulations
Caltrans	California Department of Transportation
CEQ	Council on Environmental Quality
CEQA	California Environmental Quality Act
EIR	Environmental Impact Report
EIS	Environmental Impact Statement
EJ	Environmental Justice
Fed. Reg.	Federal Register
FRA	Federal Railroad Administration
HSR	High-Speed Rail
IOS	Initial Operating Section
LEP	limited English proficiency
NEPA	National Environmental Policy Act
NRHP	National Register of Historic Places
NOI	Notice of Intent
NOP	Notice of Preparation
Outreach Team	Team comprised of FRA and Authority Outreach Specialists
TCP	Traditional Cultural Properties

This page intentionally left blank

1 INTRODUCTION

In compliance with Executive Order 12898 requiring the avoidance/mitigation of disproportionate health and environmental effects on environmental justice (EJ) populations (see *1.2 Regulatory Setting* for details), the California High-Speed Rail Authority (Authority) develops EJ Outreach Plans for each High-Speed Rail (HSR) project section (Exec. Order No. 12898). Title VI of the Civil Rights Act of 1964, as amended, states that “no person in the United States shall, on the grounds of race, color, or national origin, be excluded from participation in, be denied the benefit of, or be subjected to discrimination under any program or activity that receives Federal financial assistance” (Civil Rights Act of 1964, Title VI). EJ, as mandated by Presidential Executive Order 12898, *Federal Actions to Address Environmental Justice in Minority Populations and Low-Income Populations* (Exec. Order No. 12898) falls under the umbrella of Title VI (California High-Speed Rail Authority, Title VI). Executive Order 12898 states that “each Federal agency shall make achieving EJ part of its mission by identifying and addressing, as appropriate, disproportionately high and adverse human health or environmental effects of its programs, policies, and activities on minority populations and low-income populations in the United States.” Executive Order 12898 has been adopted as a planning process requirements for all Authority efforts.

The Authority’s definition and application of the term EJ as it relates to the High-Speed Rail project is included below:

“Environmental Justice (EJ) is a fair treatment of people of all races, cultures, and income with respect to the development, adoption, implementation, and enforcement of environmental laws and policies. Implementation of environmental justice principles in how the Authority plans, designs, and delivers the high-speed rail projects means that [the Authority] recognizes the potential social and environmental impacts that project activities may have on certain segments of the public. [The Authority] recognizes how important provisions of existing environmental, civil rights, civil, and criminal laws may be used to help reduce environmental impacts in all communities and environmental justice on the human element. The Authority has included environmental justice considerations in its planning for the statewide high-speed rail system since 2000, when it commenced a programmatic environmental review process.”

-California High-Speed Rail Authority, Title VI Annual Accomplishments Report, 2015

1.1 Overview of the Environmental Justice Outreach Plan and Project Section

This EJ Outreach Plan for the Palmdale to Burbank Project Section is prepared to support the *Palmdale to Burbank Project Section Environmental Impact Report (EIR) / Environmental Impact Statement (EIS)*. It is intended to guide the Authority in engaging minority and low-income populations in the project study area to communicate project information, listen to and respond to community thoughts and concerns, and identify potential actions to mitigate disproportionately high and adverse human health and environmental effects, including social and economic effects, on minority and low-income populations. The study area for the EJ Outreach Plan is depicted in Figure 5-A-1.

The 2005 Statewide Program EIR/EIS identified preferred corridors and general station locations for the Palmdale to Los Angeles Project Section. In 2014, the Authority determined the Palmdale to Los Angeles Project Section would be split into two sections, and in July 2014, the Authority released a Notice of Preparation (NOP), and the FRA published a Notice of Intent (NOI) to prepare separate EIR/EIS documents for the Palmdale to Burbank Project Section and Burbank to Los Angeles Project Section. One of the main reasons for the project section split was the Initial Operating Section (IOS) concept and its interim terminus in the San Fernando Valley. Additionally, the Authority determined that separate environmental documents would be more beneficial to address environmental impacts and conduct stakeholder outreach. The key

environmental resources likely to be impacted were different between the two project sections, and separate environmental documents better supported project phasing and sequencing.

The Palmdale to Burbank Project Section Draft EIR/EIS is a stand-alone project environmental document. It will incorporate by reference information from the 2005 Statewide Program EIR/EIS in accordance with the Council on Environmental Quality (CEQ) regulations (40 Code of Federal Regulations [C.F.R.] 1508.28) and State California Environmental Quality Act (CEQA) Guidelines (14 Cal. Code Regs. 15168[b]). Technical analysis, station design, and stakeholder outreach will be ongoing throughout 2016, with identification of an initial preferred alternative by early 2021. The Draft EIR/EIS is planned for publication in mid-2021.

Based on the ethnic and socio-economic characteristics of each community along the project study area, there are ongoing opportunities to implement strategies that incorporate EJ tactics. As such, outreach efforts will include consideration of the Limited English Proficiency (LEP)¹, minority, and low-income populations identified through the following methods:

- Meetings with elected officials, public agency staff, and community organizations. At each meeting, the Outreach Team will solicit additional stakeholder organizations that should be engaged.
- Review of community newspapers and websites, and online research of project study area city organizations that serve EJ populations.
- Identification of local churches, schools, and other institutions that serve EJ populations along the project study area.
- Direct contact with community organizations, religious leaders, business groups, and other members of the local community. At each meeting, the Outreach Team will ask which additional stakeholder organizations should be solicited and engaged.
- Utilization of Outreach Team knowledge of additional stakeholders and organizations from previous work experience throughout the project study area to augment research efforts.

The Authority requires that an EJ Outreach Plan be developed and implemented as part of the outreach effort for the Draft EIR/EIS. The EJ Outreach Plan:

- Summarizes demographics within the project area;
- Identifies EJ advocacy and community groups who are stakeholders in the project area;
- Describes the strategy for reaching out to, engaging, and gathering input from minority and low-income populations;
- Identifies the specific methods that will be used to implement this strategy such as digital media, information booths, and presentations to and listening posts with EJ advocacy and community groups, and;
- Lists the documents that will be prepared to document the EJ outreach efforts.

The process and guidelines described in this document are designed to provide consistency in the method used to obtain and share information with minority and low-income populations for use in the environmental review process for the Palmdale to Burbank Project Section. In addition, a draft Focused Alignment Plan (Attachment A) has been developed to guide recommended outreach tactics for each city and neighborhood.

1.2 Regulatory Setting

The Authority has a strong commitment to ensuring that no person shall, on the grounds of race, color, national origin, sex, age or disability be excluded from participation in, be denied the benefits of, or be otherwise subjected to discrimination under any program or activity in the

¹ Refer to section 1.3.3 for a detailed description of Limited English Proficiency (LEP) population and characterization.

design, construction and operation of the high-speed rail system. Accordingly, the Authority developed and adopted a Title VI programmatic policy that pays careful attention to the needs of LEP and EJ populations.

The following text details applicable regulations, requirements, and federal and state efforts that govern and inform the development and implementation of this EJ Outreach Plan.

Executive Order 12898 (February 16, 1994)²

According to Executive Order 12898, Federal Actions to Address EJ in Minority Populations and Low-Income Populations, projects that receive federal funding should “ensure the full and fair participation by all potentially affected communities in the decision-making process; to avoid/mitigate disproportionately high human health or environmental effects, including social and economic effects, on minority and low-income populations; to prevent the denial of, reduction in, or significant delay in the receipt of benefit by minority populations and low-income populations” (Exec. Order 1289859). EJ populations, as identified by Executive Order 12898, are comprised of Black, Asian American, Native American, Hispanic/Latino, and low-income persons.

To emphasize the importance of Executive Order 12898, the Obama Administration facilitated a multi-agency signing of the "Memorandum of Understanding on EJ and Executive Order 12898" (EJ MOU) in 2011. On the 20th anniversary of original executive order the President issued a Presidential Proclamation further solidifying the Administration's commitment to EJ. The document states that communities historically burdened by pollution - particularly minority, low income and tribal communities - merit protection from environmental and health hazards, access to the Federal decision-making process, and access to a healthy environment in which to live, learn, and work. The EJ MOU increases federal agency accountability to EJ and outlines processes to aid overburdened communities and facilitate community engagement in agency decisions.

Executive Order 13166 (August 11, 2000)³

In 2000, President Clinton issued Executive Order No. 13166 (EO 13166), which provided additional federal guidance about providing information and services to people with limited English proficiency (LEP). Under EO 13166, each federal agency is required to examine the services it provides and develop and implement a system by which LEP persons can meaningfully access those services consistent with, and without unduly burdening, the fundamental mission of the agency. Each federal agency shall also work to ensure that recipients of federal financial assistance (recipients) provide meaningful access to their LEP applicants and beneficiaries. To assist the agencies with this endeavor, the Department of Justice has issued a general guidance document, which sets forth the compliance standards that recipients must follow to ensure that the programs and activities they normally provide in English are accessible to LEP persons, and thus, do not discriminate on the basis of national origin in violation of Title VI of the Civil Rights Act of 1964, as amended, and its implementing regulations.

According to the December 2015 EO 13166 accomplishment report, federal agencies continue to improve implementation of the EO 13166 via new tools, training, and resources; stronger coordination; integrated use of data and technology; increased technical assistance; and improved outreach and education.

Accordingly, the Authority provides LEP access, at a minimum, to individuals who are representative of more than five percent of the population in California or the county in which the Authority is providing an activity or service.

² “Summary of Executive Order 12898 - Federal Actions to Address Environmental Justice in Minority Populations and Low-Income Populations.” EPA, Environmental Protection Agency, 16 Nov. 2015, <https://www.epa.gov/laws-regulations/summary-executive-order-12898-federal-actions-address-environmental-justice>.

³ “LEP.gov - Limited English Proficiency (LEP): A Federal Interagency Website.” LEP.gov - Limited English Proficiency (LEP): A Federal Interagency Website, 12 May 2016, <https://www.lep.gov/>

U.S. Department of Transportation Order 5610.2⁴

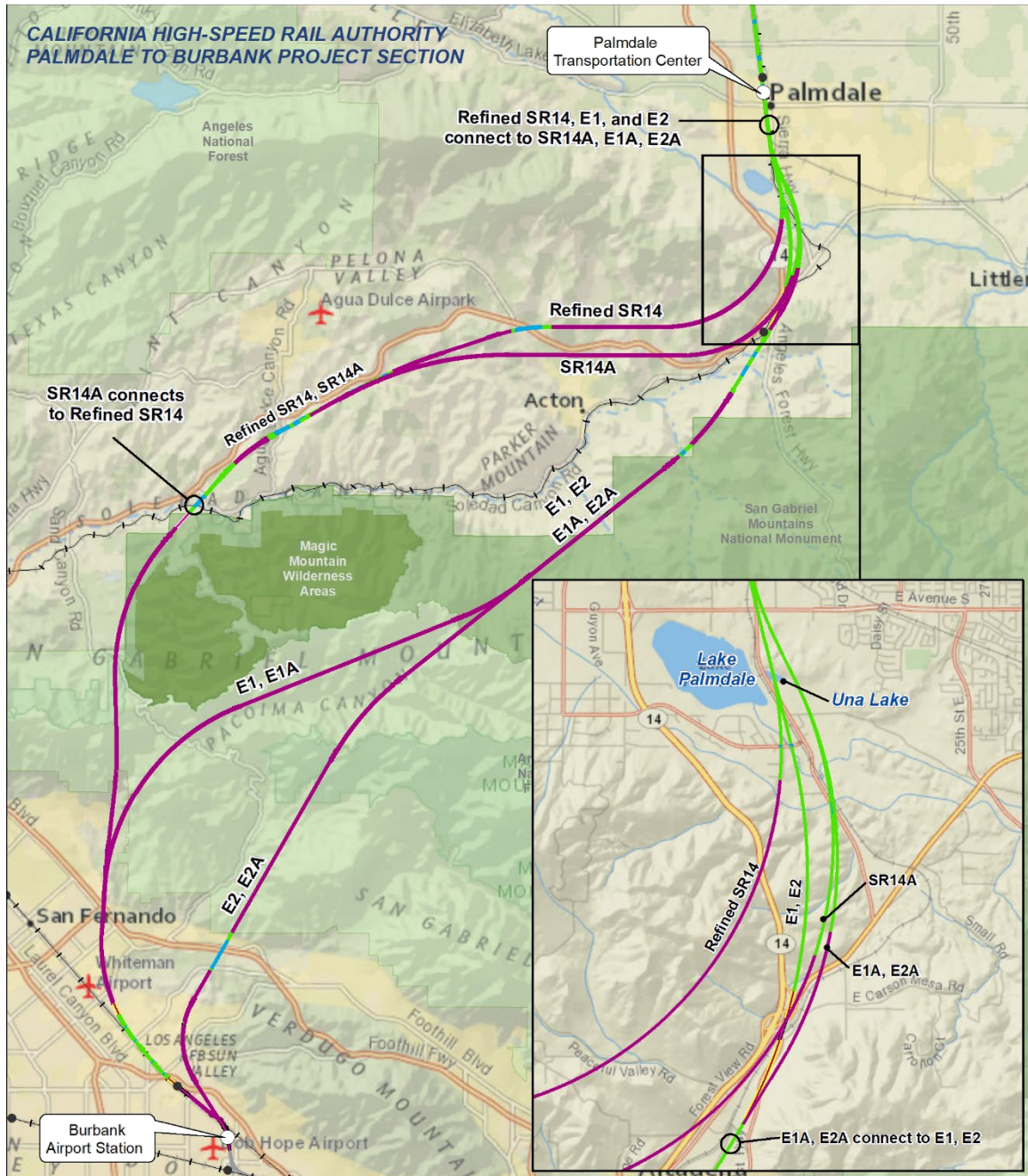
The U.S. Department of Transportation (USDOT) Order 5610.2(a) (2012) is used by USDOT to comply with Executive Order 12898. USDOT Order 5610.2 generally describes the process that the Office of the Secretary, and each operating administration within the USDOT, will use to incorporate EJ principles (as embodied in the Executive Order) into existing programs, policies, and activities. The order requires the Office of the Secretary, and each operating Administration within USDOT, to develop specific procedures to incorporate the goals of the USDOT Order and the Executive Order with the programs, policies and activities which they administer or implement.

1.3 Palmdale to Burbank Project Section Demographics

The Palmdale to Burbank Section is part of the first phase of the California High-Speed Rail System connecting the Antelope Valley to the San Fernando Valley to bring high-speed rail service to the urban Los Angeles area.

As shown in Figure 5-A-1, six alignments along the approximately 40-mile corridor are being considered: Refined SR14, SR14A, E1, E1A, E2, and E2A. Stations are proposed at the Palmdale Transportation Center and near the Hollywood Burbank Airport.

⁴ "Department of Transportation Order 5610.2(a)." DOT Order 5610.2(a). N.p., 4 May 2016, https://www.fhwa.dot.gov/environment/environmental_justice/ej_at_dot/orders/order_56102a/



PRELIMINARY DRAFT/SUBJECT TO CHANGE - HSR ALIGNMENT IS NOT DETERMINED
 Source: HSR Authority, 05/2020. Basemap Source: National Geographic, 2016
 May 28, 2020

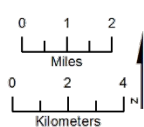



Figure 5-A-1 Overview of the Palmdale to Burbank Project Section

1.3.1 Demographics

The Palmdale to Burbank Project Section is an ethnically and economically diverse corridor populated with dense pockets of communities requiring targeted EJ outreach. Many of these communities are experiencing rapid change with respect to regional development and often lack the resources to become educated or voice concerns.

Based on data from the U.S. Census Bureau, 2010 - 2014 American Community Survey 5 Year Estimates in Table 5-A-1, the City of Palmdale, City of Los Angeles, and City of San Fernando have a higher percentage of Hispanic populations than the average in Los Angeles County. The cities of Palmdale and Los Angeles also have a higher percentage of Black/African American populations than the Los Angeles County average. Demographic data for the Palmdale Subsection and Maintenance Facility are provided in Table 5-A-1 for context.

Table 5-A-1 Demographics of the Palmdale to Burbank Project Section by Race/Ethnicity

Jurisdiction	Race (Percent of Total)						Ethnicity (Percent of Total)	Percent Minority ²
	White	Black or African American	American Indian and Alaska Native	Asian	Native Hawaiian or Other Pacific Islander	Other ¹		
Los Angeles County	53.4	8.3	0.5	14.0	0.3	23.4	48.1	72.8
City of Lancaster	60.2	24.2	0.7	4.2	0.5	10.3	37.7	65.8
City of Palmdale	42.4	13.8	0.7	4.4	0.1	38.6	56.6	77.1
City of Santa Clarita	73.7	2.6	0.4	9.4	0.1	13.8	31.4	47.6
City of Los Angeles	52.6	9.2	0.6	11.5	0.2	25.9	48.6	71.5
City of San Fernando	67.2	2.3	0.2	1.1	1.0	28.2	90.0	93.5
City of Burbank	73.6	1.9	0.2	11.5	0.0	12.7	35.8	43.3
Refined SR14								
Palmdale	32.7	15.3	0.4	2.5	0.2	48.9	62.3	82.9
Central	66.4	4.2	0.7	6.5	>0.1	22.1	68.4	80.4
Burbank	73.8	2.8	0.2	11	0.0	12.1	30.5	46.7
Maintenance Facility	58.0	21.6	0.7	7.7	0.3	11.7	36.7	67.4
SR14A								
Same as Refined SR14								
E1								
Palmdale	32.7	15.3	0.4	2.5	0.2	48.9	62.4	82.9
Central	66.6	4.3	0.6	6.8	>0.1	21.6	69.4	81.7
Burbank	73.8	2.8	0.2	11	0.0	12.1	30.5	46.7

Jurisdiction	Race (Percent of Total)						Ethnicity (Percent of Total)	Percent Minority ²
	White	Black or African American	American Indian and Alaska Native	Asian	Native Hawaiian or Other Pacific Islander	Other ¹		
Maintenance Facility	58.0	21.6	0.7	7.7	0.3	11.7	36.7	67.4
E1A								
Same as E1								
E2								
Palmdale	32.7	15.3	0.4	2.5	0.2	48.9	62.4	82.9
Central	71.7	4.0	0.3	6.1	>0.1	17.8	48.6	60.4
Burbank	73.8	2.8	0.2	11	0.0	12.1	30.5	46.7
Maintenance Facility	58.0	21.6	0.7	7.7	0.3	11.7	36.7	67.4
E2A								
Same as E2								

Source: U.S. Census Bureau, 2010 - 2014 American Community Survey 5 Year Estimates.

¹Includes "Some other race alone" and "Two or more races."

²Since the California High-Speed Rail Project EIR/EIS Environmental Methodology Guidelines state that people defined as 'minority' include people who are American Indian and Alaska Native, Asian, Black or African American, Hispanic or Latino, and Native Hawaiian and other Pacific Islander (page 5-9), the minority percentage was calculated by subtracting the portion of the population that is white and not Hispanic from the total population.

1.3.2 Age Characteristics

The distribution of age in a community is an indicator of the types of families that live in a community. Age distribution data can also reveal specific needs in a community for each specific age group.

The age distribution of Los Angeles County and the six cities in the study area is described and summarized in Table 5-A-2 below.

Table 5-A-2 Regional Age Distribution

Jurisdiction	Existing Population	Percent of Population		
		Under 5 Years Old	19 Years Old and Under	65 Years Old and Over
Los Angeles County	9,974,203	6.5	26.5	11.6
City of Lancaster	159,092	8.0	32.5	9.1
City of Palmdale	155,810	8.6	35.9	7.5
City of Santa Clarita	179,030	5.9	28.6	10.8
City of Los Angeles	3,862,210	6.5	25.2	10.9
City of San Fernando	24,050	6.9	31.2	8.7
City of Burbank	104,484	5.3	21.7	14.3

Jurisdiction	Existing Population	Percent of Population		
		Under 5 Years Old	19 Years Old and Under	65 Years Old and Over
Refined SR14				
Palmdale	34,681	12.4	27.5	5.9
Central	148,711	7.1	22.6	9.5
Burbank	8,896	3.8	19.9	13.2
Maintenance Facility	8,891	9.0	21.3	10.4
SR14A				
Same as Refined SR14				
E1				
Palmdale	34,681	12.4	27.5	5.9
Central	131,838	7.5	22.6	9.3
Burbank	8,896	3.8	19.9	13.2
Maintenance Facility	8,891	9.0	21.3	10.4
E1A				
Same as E1				
E2				
Palmdale	34,681	12.4	27.5	5.9
Central	55,704	6.0	24.7	12.3
Burbank	8,896	3.8	19.9	13.2
Maintenance Facility	8,891	9.0	21.3	10.4
E2A				
Same as E2				

Source: U.S. Census Bureau, 2010 – 2014 American Community Survey 5-Year Estimates except the Maintenance Facility and Palmdale Subsection which show 2009 – 2013 American Community Survey 5-Year Estimates

1.3.3 Limited English Proficiency (LEP)

Individuals who are considered to have LEP are individuals over five years old who have a limited ability to read, write, speak, or understand English. For purposes of this analysis, LEP communities are considered to be those communities where five percent or more of the population have limited ability to read, write, speak, or understand English.

As shown in Table 5-A-3, all cities in the study area have substantial populations who are considered linguistically isolated. The cities of Palmdale, Santa Clarita, and Burbank have LEP populations that are below the LEP rate of Los Angeles County. The cities of Los Angeles, San Fernando, and Glendale have LEP populations that are greater than the LEP rate of Los Angeles County.

Table 5-A-3 Regional Linguistic Isolation

Jurisdiction	Total Households	LEP Households ¹ (Percent of Total)
Los Angeles County	3,242,391	14.0
City of Lancaster	47,872	5.9
City of Palmdale	42,012	10.2
City of Santa Clarita	59,314	5.7
City of Los Angeles	1,329,372	16.3
City of San Fernando	6,111	19.0
City of Burbank	41,414	10.0
Refined SR14		
Palmdale	9,513	14.6
Central	38,126	13.7
Burbank	3,325	9
Maintenance Facility	2,958	2.8
SR14A		
Same as Refined SR14		
E1		
Palmdale	9,513	14.6
Central	33,574	14.7
Burbank	3,325	9
Maintenance Facility	2,958	2.8
E1A		
Same as E1		
E2		
Palmdale	9,513	14.6
Central	16,606	9.2
Burbank	3,325	9
Maintenance Facility	2,958	2.8
E2A		
Same as E2		

Source: U.S. Census Bureau, 2010 – 2014 American Community Survey 5-Year Estimates except the Maintenance Facility and Palmdale Subsection which show 2009 – 2013 American Community Survey 5-Year Estimates

¹ Includes households where all members 14 years old and over have at least some difficulty speaking English.

LEP = Limited English Proficiency

1.3.4 Socioeconomics

Based on the data presented in Table 5-A-4, the City of Palmdale and City of Los Angeles both have higher rates of low-income populations (defined as individuals and families whose respective incomes fall below the federal poverty threshold) than that of Los Angeles County.

Statistics related to household income and poverty for Los Angeles County and the six cities in the study area are described below and summarized in Table 5-A-4.

Table 5-A-4 Regional Household Income

Jurisdiction	Median Household Income ¹	Percent of the Population in Poverty
Los Angeles County	\$55,870	18.4
City of Lancaster	\$45,130	22.7
City of Palmdale	\$54,921	21.3
City of Santa Clarita	\$83,178	9.3
City of Los Angeles	\$49,682	22.4
City of San Fernando	\$55,044	18.3
City of Burbank	\$66,111	10.1
Refined SR14		
Palmdale	\$35,095	33.0
Central	\$58,852	16.9
Burbank	\$66,757	7.5
Maintenance Facility	\$56,893	12.1
SR14A		
Same as Refined SR14		
E1		
Palmdale	\$35,095	33.0
Central	\$57,075	17.7
Burbank	\$66,757	7.5
Maintenance Facility	\$56,893	12.1
E1A		
Sam as E1		

Jurisdiction	Median Household Income ¹	Percent of the Population in Poverty
E2		
Palmdale	\$35,095	33.0
Central	\$65,082	15.5
Burbank	\$66,757	7.5
Maintenance Facility	\$56,893	12.1
E2		
Same as E2		

Source: U.S. Census Bureau, 2010 – 2014 American Community Survey 5-Year Estimates except the Maintenance Facility and Palmdale Subsection which show 2009 – 2013 American Community Survey 5-Year Estimates

¹ This is the estimated median income for the subsection derived using linear interpolation.

2 ENVIRONMENTAL JUSTICE ADVOCACY AND COMMUNITY GROUPS

To conduct outreach efforts to low-income and minority persons, the Authority Outreach Team (Outreach Team) has identified a list of 29 transportation advocacy, EJ, and social justice groups that are active on a regional or a statewide scale, as well as stakeholders and community organizations that provide services to or represent minority and low-income persons in the project area.

These organizations and groups advocate on behalf of minority and low-income populations in the project area and are potential audiences for targeted outreach efforts. Table 5-A-1 lists the organizations dedicated to serving EJ communities throughout the project area, and are organized by the following categories: (1) Transportation-Related EJ Groups; (2) EJ Groups; and (3) Social Justice Groups. Additional groups providing social services within the corridor but at a lesser EJ focused capacity are listed in Attachment B. As outreach continues, additional groups may be identified and added to either outreach list. All EJ organizations and appropriate contacts will be regularly tracked and updated to the master Project Section database.

Table 5-A-1 Regional Household Income Corridor Environmental Justice Advocacy and Community Groups

Organization Name	Description	Jurisdiction	Website
Transportation-Related Environmental Justice Groups			
TransForm	Transportation organization that seeks to transform communities and transportation with new solutions, smarter investments, and better planning as well as improve community access, health, justice, and sustainability. Though most of their work to date has been focused on the Bay Area, their board has strong Southern California Representation.	Statewide	http://www.transformca.org
Environmental Justice Groups			
California Endowment	Statewide grant-making organization that promotes fundamental improvements in the health status of all Californians.	Statewide	http://www.calendow.org/
California Environmental Justice Alliance	Statewide, community-led alliance that works to achieve environmental justice by advancing policy solutions. Environmental Justice Alliance uses community organizing in low-income communities and communities of color to alleviate poverty and pollution.	Statewide	http://caleja.org/
California Environmental Rights Alliance	Statewide volunteer alliance of community activist organizations focused on achieving environmental justice and improving community health in California.	Statewide	http://www.envirorights.org/about.html
Center for Health, Environment and Justice	National environmental justice organization building healthy communities and serving as a resource for grassroots environmental activism.	Nationwide	http://chej.org/

Organization Name	Description	Jurisdiction	Website
Center on Race, Poverty & the Environment	National environmental justice organization building healthy communities and serving as a resource for grassroots environmental activism.	Nationwide	http://www.crpe-ej.org/crpe/
Coalition for Clean Air	Statewide Environmental Justice organization building healthy communities and serving as a resource for grassroots environmental activism.	Statewide	http://www.ccair.org/
Communities for a Better Environment	Statewide environmental justice organization which teaches organizing and leadership skills and offers technical assistance to residents in blighted and heavily polluted urban communities throughout California.	Statewide	http://www.cbecal.org/
Community Health Councils	Los Angeles County nongovernmental organization using federal funding and local partnerships to improve environmental health and human health (healthcare systems, health coverage, and nutrition resources).	Los Angeles County	http://www.chc-inc.org/
Environmental Justice Coalition for Water (EJCW)	Statewide coalition of grassroots groups and intermediary organizations building a collective, community-based movement for democratic water allocation, management, and policy in California. EJCW empowers the most under-served communities, including those of low-income and communities of color throughout California to advocate for clean, safe, and affordable water.	Statewide	http://ejcw.org
Greenaction	Multiracial grassroots organization that works with low-income and working class urban, rural, and indigenous communities to fight environmental racism and build a clean, healthy and just future for all.	Statewide	http://greenaction.org/#
Los Angeles Environmental Justice Network	Los Angeles County coalition of many EJ organizations. The EJ Network holds monthly coordination meetings.	Los Angeles County	No website (see individual member organizations)
The City Project	Los Angeles County based environmental and social justice organization working to change urban environmental policy and city planning to support climate justice, health and wellness, create economic vitality, and fight displacement.	Los Angeles County	http://www.cityprojectca.org/

Organization Name	Description	Jurisdiction	Website
Physicians for Social Responsibility -- Los Angeles (PSR-LA)	Nationwide organization focused on coalition-building and policy development, PSR-LA focuses on international issues, as well as local industrial lands in Los Angeles.	Los Angeles County	http://www.psr-la.org/
Social Justice Groups			
BIENESTAR Latino Community Services	BIENESTAR is focused on improving health and well-being in the Latino community and other underserved communities in Southern California through grassroots community organizing.	Los Angeles County	https://www.bienestar.org
California Pan-Ethnic Health Network	Statewide network that promotes health equity by advocating for public policies and sufficient resources to address the health needs of communities of color.	Statewide	http://cpehn.org/
California Wellness Foundation	Statewide grant-making organization that addresses the particular health needs of traditionally underserved populations, including low-income individuals, people of color, youth and residents of rural areas.	Statewide	http://www.calwellness.org/
California Rural Legal Assistance	Statewide environmental justice and legal aid program that provides low-income rural Californians with free legal assistance.	Statewide	http://www.crla.org
Chinese American Citizen's Alliance	Statewide organization empowering Chinese Americans by promoting ethics and morals, practicing and defending American citizenship in its fullest rights and responsibilities, and by providing youth leadership and community learning through education.	Statewide	http://www.cacanational.org/
HOPE Latinas	City of Los Angeles social justice organization focused on developing empowered Latinas.	Los Angeles County	http://www.latinas.org/
League of United Latin American Citizens	Nationwide organization advancing the economic condition, educational attainment, political influence, health, and civil rights of Hispanic Americans.	Nationwide	http://www.lulac.net/about/psearchcouncilsstate.asp?TxtBuscado=CA&estado=California
Liberty Hill Foundation	Los Angeles based policy organization focused on organizational development for new and smaller social and environmental justice organizations.	Los Angeles County	https://www.libertyhill.org/
Los Angeles Community Action Network (LACAN)	County of Los Angeles based organization serves people living in poverty through creating opportunity, and empowering communities	Los Angeles County	http://cangress.org/

Organization Name	Description	Jurisdiction	Website
Mexican American Opportunity Foundation	Statewide social justice organization focused on the socio-economic betterment of the greater Latino community of California.	Statewide	http://www.maof.org/
Mexican American Political Association	Nationwide organization that promotes the interests of Mexican Americans, Mexicans, Latinos, Chicanos, Hispanics and Latino Economic Refugees in the United States.	Nationwide	Not Available
People's Community Organization for Reform and Empowerment (People's CORE)	City of Los Angeles social justice organization serving the Asian Pacific Islander and general community through grassroots community organizing.	Los Angeles County	http://peoplescore.net/
Policy Link	National research and action institute advancing economic and social equity by 'Lifting Up What Works'	Nationwide	http://www.policylink.org/
Rural Community Assistance Corporation (RCAC)	Statewide Organization providing training technical/financial resources and advocacy for rural communities.	Statewide	http://www.rcac.org/home
Strategic Concepts in Organizing and Policy Education (SCOPE)	City of Los Angeles social justice organization focused on grassroots organizing and leadership development to empower women, immigrants, and Black/African-American and Hispanic/Latino communities.	Los Angeles County	http://scopela.org/

3 ENVIRONMENTAL JUSTICE OUTREACH RECOMMENDATIONS

In locations where minority and low-income populations may be affected by the construction and operations activities associated with the Palmdale to Burbank Project Section, outreach activities will be conducted to understand community views on the project's impacts. The purpose of these outreach activities is to inform local community members of the project and its status; gather feedback on perceived project impacts; and provide opportunities by which minority and low-income communities can effectively take part in the planning process for the project.

Although this EJ Outreach Plan specifically targets the Palmdale to Burbank Project Section, the Outreach Team will coordinate closely with the Bakersfield to Palmdale Project Section in the north and the Burbank to Los Angeles Project Section in the south, in order to optimize EJ outreach efforts where the project sections overlap.

The Outreach Team has collected and analyzed demographic and income information to identify minority and low-income populations in the project area (Section 2). In addition, the Outreach Team has reviewed recent reports on how minority and low-income populations may access information. For example, according to the Pew Research Center, low-income and specific minority populations are more likely to be dependent on smart phones than on land lines⁵. Similarly, low-income populations are more likely to rely on smart phones over computers for Internet connectivity (Smith, Aaron). However, the Outreach Team will explore a variety of communication tools. Each of these considerations have been factored into the outreach recommendations.

In order to continue engagement of the EJ groups in the study area during the development of the environmental analysis phase, higher resolution demographics data will be evaluated to identify key minority and low-income populations. In addition, we will interview EJ advocacy and community groups in order to inform them of the outreach techniques used to engage these populations. The Outreach Team will document outreach activities as they occur for inclusion in the Draft EIR/EIS EJ chapter.

The minority and low-income populations will also be provided with updates on the entire statewide system, including key milestones and progress. Specific EJ tactics have been identified in Attachment A, which will support the overall outreach program efforts. This EJ outreach plan will also serve to open lines of communication to gather EJ population input and insights on project actions and impacts.

3.1 Outreach Strategy

The Authority is committed to implementing a comprehensive outreach program that reaches a broad array of interests throughout the project area. To that end, the Authority will develop an LEP Plan following the U.S. Department of Justice (USDOJ) guidance. As such, the Authority will follow the Department of Justice LEP guidance to confirm that information about the project is accessible to LEP persons within the project area.

The outreach strategy outlined below will be used to engage EJ stakeholders during the project development and environmental review processes. All outreach efforts will be conducted in close coordination with the Authority's Southern California Regional Director and the Authority's Offices of Communication and Legislation.

Following are the key strategic objectives of this EJ Outreach Plan:

- Identify and actively engage EJ advocacy and community groups and elected officials representing minority and low-income populations throughout the project area. Provide structured and unstructured opportunities for these groups and officials to provide input.

⁵ Smith, Aaron. "U.S. Smartphone Use in 2015." Pew Research Center Internet Science Tech RSS. Pew Research Center, 01 Apr. 2015. <http://www.pewinternet.org/2015/04/01/us-smartphone-use-in-2015/>

- Provide clear, concise and accurate information, in appropriate languages, regarding the Palmdale to Burbank Project Section and the development of all environmental documents.
- Develop and implement multiple avenues of communication methods for EJ stakeholders to receive project information and submit questions and comments (e.g., public meetings, group presentations, activity centers, project website, bilingual hotline, etc.).
- Facilitate constructive dialogue between key EJ stakeholders and the Authority. Communicate back to minority and low-income populations how feedback has been reflected in the process.
- Effectively communicate the vision, purpose and benefits of a high-speed rail system in California.
- Accurately document and respond to all public input received and meet all CEQA/NEPA requirements.

To achieve the above strategic objectives, the Authority will adhere to the following outreach best practices:

- Proactivity – outreach to minority and low-income populations should happen “early and often” to identify and address EJ concerns as far in advance of potential impacts as possible.
- Inclusivity – offer early and continuous opportunities for input on project advancements to as broad a spectrum of impacted or interested stakeholders as is feasible.
- Sensitivity – be informed and aware of minority and low-income population sensitivities and historical experiences and relationships; consider these sensitivities in information sharing approaches and techniques.
- Consistency – ensure all presentations, written/visual messaging, and informal conversations are presenting the same information.
- Accessibility – ensure meeting times and locations are accessible to target audiences, prioritizing locations where minority and low-income populations frequent and feel most comfortable and times when they are available, and tailor outreach materials and distribution methods to maximize reach of target audience by offering translation services that meet or exceed LEP standards.
- Follow-Through – follow up with stakeholder comments and concerns to the best extent feasible.

3.2 Outreach Activities

The following table, Table 5-A-1, outlines potential outreach activities the Authority could conduct to engage minority and low-income populations in the Palmdale to Burbank Project Section. Activities will be vetted before implementation by both Authority staff and coordinated with EJ advocacy and community groups to confirm that they will reach the intended audiences.

Table 5-A-1 Public Participation and Outreach Examples

Outreach Category	Target Audience	Outreach Activity	Intended Outcome
Public Meetings	All HSR Stakeholders	Host periodic public meetings on the EIR/EIS process for the P-B Project Section	Disseminate key EIR/EIS updates and receive suggestions and feedback from the community
Organizational Stakeholder Contact	Environmental/Social Justice Organizations	Connect with EJ advocacy and community groups to gauge their interest in scheduling meetings with the FRA/ Authority to offer project suggestions and inform stakeholder outreach processes	Establish a direct line of communication and a credible reputation with influential EJ advocacy and community groups who work in the study area; gather valuable local insights on EJ challenges
Local Stakeholder Contact	Project area Stakeholders, Focused on Minority and Low-Income Populations	Provide HSR tables and booths at local fairs and community events; Set up “pop-up” ¹ exhibits and “community coffees” ² in target neighborhood/ EJ population areas	Directly engage members of minority and low-income populations in HSR conversations to share relevant information, answer questions, and listen to perspectives; establish a two-way line of HSR communication in affected communities
Group Stakeholder Meetings	Multiple Stakeholder Agencies/ Organizations	Organize meetings with multiple project area advocacy and community groups and host collaborative, round-table discussions on HSR planning and key decisions	Gather and record topical HSR information as it pertains to minority and low-income populations to inform HSR processes
Digital Engagement	Project area Stakeholders, Focused on Minority and Low-Income Populations	Provide opportunities to participate, learn and provide input via online and mobile options	Directly engage members of minority and low-income populations without requiring in-person participation or home/office Internet access

¹Miniature open house, focused on information pertaining to targeted area

²Informal round-table type discussions with stakeholders in targeted area

Source: Federal Railroad Administration and the California High-Speed Rail Authority, 2016

3.3 Outreach Implementation

The following sections present a general implementation approach for the EJ Outreach Strategy. Section 3.3.1 describes specific events, or other relevant events, organized and hosted by the Authority in which minority and low-income populations and organizations are invited to participate, receive updates, and offer feedback. Section 3.3.2 describes an approach to scheduling outreach events at which an HSR outreach representative will share relevant information with a target minority and low-income population groups, and gather insights from event attendees, through a number of activities such as tabling at public events or presenting to

local organizations. Information gathered during these events will inform the HSR decision-making process.

Throughout the duration of the project, the Outreach Team will maintain ongoing review of targeted EJ populations, calendared events, outreach objectives and strategies by EJ population and events, and outreach tracking and metrics. Specific strategies and tactics are outlined in Attachment A. The ongoing development and implementation of the described tactics will be further informed by higher resolution demographics data as well as insights from EJ advocacy and community groups. Beneficial impacts to EJ populations will be recognized and evaluated in the EIR/EIS. As available and relevant, this information may be presented or shared with the public at any of the proposed meeting formats.

3.3.1 Public Meetings

The Outreach Team will schedule, coordinate and facilitate public meetings, open houses and environmental review milestone meetings. These meetings will specifically include EJ advocacy and community groups.

Meeting notifications will be distributed to the established list of EJ advocacy and community groups via email distribution and social media outlets. Advertisements will be placed in local non-English newspapers as determined by local demographics, and mail invitations will also be distributed.

In conjunction with the Authority, the Outreach Team will secure all venues and coordinate logistics for each public meeting to ensure key community locations are used and are easily accessible. Project fact sheets, welcome sheets, comment sheets and graphic displays will be developed and made available at every meeting.

All public meetings will be advertised and hosted per the requirements and best practices set forth by the Authority, including following Title VI and LEP requirements. These practices include offering translation services at public participation events. Translations of key documents such as comment cards and fact sheets will be provided for LEP individuals whose language represents a significant population percentage of the study area. LEP regulation requires translation services to be offered when five percent of the County or State population being served is an LEP language population. The Authority has and will continue to evaluate LEP needs at a finer population scale for local and regional events to adhere to or exceed LEP guidelines as is sufficient to meet local language needs. Specific HSR summary documents and fact sheets for the Palmdale to Burbank Project Section that have already been developed may be translated to meet local language needs. To the extent that these documents are up-to-date with Project advancements, they will continue to be made available to and advertised to minority and low-income populations. Additional materials will be developed and translated as deemed important to outreach efforts and necessary by the Authority.

At the conclusion of each public meeting, meeting notes summarizing public comments and feedback will be prepared and distributed internally within the Authority for use in further refining project details. The Outreach Team will also develop and maintain a calendar of public outreach meetings and document meeting details by producing public meeting summaries that concisely capture key take-away messages from the Authority, and the EJ stakeholders in attendance.

3.3.2 Environmental Justice Group Events and Meetings

In addition to coordinating Authority-hosted public meetings, the Outreach Team will identify on-the-ground outreach opportunities through which the Authority will increase their communication and engagement with minority and low-income populations. These outreach opportunities will be coordinated with Project Section milestones to share and gather timely and relevant information. The Outreach Team will develop and maintain a calendar of potential EJ events, and update the calendar periodically with upcoming events. The Outreach Team will send advance notification of outreach events to EJ advocacy and community groups to allow EJ stakeholders to schedule accordingly. An Authority outreach representative will attend each of the approved identified events to share with and receive relevant information from the target EJ audience using the most

relevant outreach strategy for the identified event (e.g., tabling at public events, presenting to local organizations, speaking on a webinar, etc.). The Outreach Team will provide information about the process in a format that EJ organizations and elected officials representing minority and low-income populations can use to easily distribute to their constituents, such as in-language constituent newsletters and community news items.

In addition to public outreach, the Outreach Team will coordinate with the Project's Cultural Resources Specialists to ensure that historic resources that might be associated with well-established ethnic or other groups are identified. Such properties have the potential to be eligible for the National Register of Historic Places (NRHP) as Traditional Cultural Properties (TCP). TCPs are properties that can be defined generally as those that are eligible for inclusion in the NRHP because of their association with cultural practices or beliefs of a living community that are rooted in that community's history, and are important in maintaining the continuing cultural identity of the community. "Traditional" in this context refers to those beliefs, customs, and practices of a living community of people that have been passed down through the generations, usually orally or through practice. The traditional cultural significance of a historic property, then, is derived from the role the property plays in a community's historically rooted beliefs, customs, and practices. Examples of properties possessing such significance include:

- A location associated with the traditional beliefs of a Native American group about its origins, its cultural history, or the nature of the world;
- A rural community whose organization, buildings and structures, or patterns of land use reflect the cultural traditions valued by its long-term residents;
- An urban neighborhood that is the traditional home of a particular cultural group, and that reflects its beliefs and practices;
- A location where Native American religious practitioners have historically gone, and are known or thought to go today, to perform ceremonial activities in accordance with traditional cultural rules of practice; and,
- A location where a community has traditionally carried out economic, artistic, or other cultural practices important in maintaining its historic identity.

3.3.3 Digital Engagement

The Outreach Team will develop ways for stakeholders to learn about the project and provide input via smartphones, other mobile devices, and stationary communication devices such as computers. For example, using mobile polling at community events and public meetings or providing additional project information accessible via smartphones. As such, the Outreach Team will identify digital engagement opportunities which allow individuals to engage outside of work hours, do not require travel, and require an hour or less of participation. The Outreach Team will use social media and digital outreach to provide information through broader engagement opportunities. All potential digital engagement approaches will be closely coordinated with EJ advocacy and community groups to ensure effective engagement and to leverage increased participation.

3.3.4 Environmental Justice Organization and Stakeholder Working Groups Engagement

The Outreach Team will conduct regular Stakeholder Working Group (SWG) meetings throughout the project area over the course of the environmental review as a key venue for collaborative problem-solving and as a way to inform and shape the environmental process. The role of the SWG meeting(s) include providing members with feedback received from local communities and elected officials, as well as insight on a wide variety of key considerations related to the environmental review. In addition, SWG members are encouraged to provide insight into the best methods to reach and engage local groups as well as to share perceptions and feedback they themselves have received from their own broader constituencies. The Outreach Team will identify

EJ organizations to participate in each SWG. In addition, the Outreach Team will conduct periodic check-ins with EJ groups and elected officials to seek advice and input on the outreach effort.

3.3.5 Deeper Reach Implementation

To guide and further update the existing EJ efforts, the Outreach Team has developed a Focused Alignment Outreach Plan (Attachment A). The plan takes into consideration the cultural, ethnic, and income diversity unique to each corridor city, the potential impacts, and outreach strategies to reach and engage the varying populations.

3.3.6 Deliverables

The implementation of the outreach strategy and outreach activities detailed above will lead to a series of deliverables identified below. These deliverables will be used to inform, among other items, project refinements, environmental mitigation plans, and future outreach activities:

- *Environmental Justice Database* - a database tool that records organizational contacts and tracks outreach efforts over time, including participation of EJ organizations, elected officials and stakeholders in SWG meetings, Open Houses, environmental milestone meetings and other venues and forums.
- *External Outreach Meeting Schedule* – a calendar of external outreach meetings or events at which an HSR outreach representative, either a consultant and an Authority staff member, will be present; this schedule will be reviewed and approved by Authority staff prior to implementation.

4 REFERENCES

- California High Speed Rail Authority. 2012. *Title VI Program*. <http://hsr-dev.hsr.ca.gov/programs/title-vi/> (accessed August 15, 2016).
- _____. 2015. *Title VI Limited English Proficiency & Environmental Justice Annual Accomplishments Report*. https://www.hsr.ca.gov/wp-content/uploads/docs/programs/title_VI/TitleVI_Annual_Report_2015.pdf (accessed September 12, 2016).
- _____. 2016. *Draft San Francisco to San Jose Environmental Justice Outreach Plan*. [https://hsr.ca.gov/wp-content/uploads/docs/programs/san_francisco_san_jose/Draft EIRS FJ V2-43 APP 5-A EJ Engagement Summary Report 02 Appendix A EJ Outreach Plan.pdf](https://hsr.ca.gov/wp-content/uploads/docs/programs/san_francisco_san_jose/Draft_EIRS_FJ_V2-43_APP_5-A_EJ_Engagement_Summary_Report_02_Appendix_A_EJ_Outreach_Plan.pdf). (accessed September 12, 2016).
- _____. 2017. *Draft Bakersfield to Palmdale Environmental Justice Outreach Plan*. [https://hsr.ca.gov/wp-content/uploads/docs/programs/bakersfield-palmdale/BP Draft EIRS Vol 2 App 5-B Environmental Justice Outreach Plan.pdf](https://hsr.ca.gov/wp-content/uploads/docs/programs/bakersfield-palmdale/BP_Draft_EIRS_Vol_2_App_5-B_Environmental_Justice_Outreach_Plan.pdf) (accessed January 17, 2018).
- Civil Rights Act of 1964. 1964. Public Law 88-352, Title VI. 1964. <https://www.govinfo.gov/content/pkg/STATUTE-78/pdf/STATUTE-78-Pg241.pdf> (accessed September 13, 2016).
- Exec. Order No. 12898, 59 Fed. Reg. 7629. 1994. <https://www.epa.gov/laws-regulations/summary-executive-order-12898-federal-actions-address-environmental-justice> (accessed November 26, 2014).
- Exec. Order No. 13166. 65 Fed. Reg. 159. 2000. <https://www.federalregister.gov/documents/2000/08/16/00-20938/improving-access-to-services-for-persons-with-limited-english-proficiency> (accessed August 15, 2016).
- Limited English Proficiency (LEP), A Federal Interagency Website. *Executive Order 13166 (August 11, 2000)*. www.lep.gov/13166/eo13166.html (accessed December 11, 2014).
- Limited English Proficiency (LEP), A Federal Interagency Website. *Executive Order 13166: LEP Accomplishment Report - Advancing Meaningful Access for Limited English Proficient Persons (December 18, 2015)*. [www.lep.gov/13166/20151218 EO 13166 accomplishment report.pdf](http://www.lep.gov/13166/20151218_EO_13166_accomplishment_report.pdf) (accessed March 30, 2016).
- Migration Policy Institute Data Hub. 2013. www.migrationpolicy.org/programs/migration-data-hub (accessed March 30, 2016).
- National Center for Health Statistics. 2015. *Wireless Substitution: Early Release of Estimates from the National Health Interview Survey, January–June 2015*. <http://www.cdc.gov/nchs/data/nhis/earlyrelease/wireless201512.pdf> (accessed March 31, 2016).
- Pew Research Center. 2015. U.S. Smart Phone Use in 2015. <http://www.pewinternet.org/2015/04/01/us-smartphone-use-in-2015/> (accessed March 31, 2016).
- Sen. Bill 1029, 2012 Reg. Sess. (Cal. 2012). http://www.leginfo.ca.gov/pub/11-12/bill/sen/sb_1001-1050/sb_1029_bill_20120718_chaptered.pdf (accessed March 31, 2016).
- U.S. Census Bureau. 2015. 2010-2014 American Community Survey 5-Year Estimates. *ACS Demographic and Housing Estimates, Poverty Status in the Past 12 Months, Population 65 Years and Over in the United States, and Median Household Income Tables*.

http://factfinder.census.gov/faces/nav/jsf/pages/community_facts.xhtml (accessed March 30, 2016).

U.S. Department of Transportation. Order 5610.2. 2012. *FHWA Actions to Address Environmental Justice in Minority Populations and Low-Income Populations. 6640.23A.* <https://www.fhwa.dot.gov/legsregs/directives/orders/664023a.pdf> (accessed August 8, 2016).

This page intentionally left blank