



Finance & Audit Committee

CENTRAL VALLEY STATUS REPORT

July 2021 Report (data through May 2021)

Executive Summary

Overall – This report incorporates construction progress based on Revised Baseline Schedule (RBS) Revision 2 data while cost remains at Revised Baseline Schedule (RBS) Revision 1 data.

Construction Packages (CPs) Invoicing ([Page 5](#))

- The May 2021 Total Invoice is \$48M:
 - Construction Package 1 – May Invoice at \$19.6M.
 - Construction Package 2-3 – May Invoice at \$19.4M.
 - Construction Package 4 – May Invoice at \$9M.
- Total CP Cumulative Actual Invoice – \$3,310.2M.
- Total Cumulative Current Contract Amount – \$5,127.7M.

Change Orders

- Executed Change Orders this period – Three for a total of \$1.4M:
 - Construction Package 1 – No Executed Change Orders this period.
 - Construction Package 2-3 – Three for a total of \$1.4M.
 - Construction Package 4 – No Executed Change Orders this period.

Risk Contingency ([Page 6](#))

- Original Contract Contingency – \$2,662M with Remaining Contract Contingency – \$684M.
 - Construction Package 1 – \$1,237M with Remaining Contract Contingency – \$339M.
 - Construction Package 2-3 – \$1,085M with Remaining Contract Contingency – \$235M.
 - Construction Package 4 – \$340M with Remaining Contract Contingency – \$110M.

CP Design

- Expected completion of all CP's major design in August 2021:
 - Construction Package 1 – 37 of 40 total design packages cleared for construction and three in progress. Expected completion July 2021.
 - Construction Package 2-3 – 104 of 109 total design packages cleared for construction and five in progress. Expected completion August 2021.
 - Construction Package 4 – 14 of 14 total design packages cleared for construction.

CP Construction Labor ([Page 7](#))

- Total Monthly Average – 1,086 daily workers. An increase of eight daily workers this period (from 1,078):
 - Construction Package 1 – 286 daily workers. No increase of daily workers from the previous month (286).
 - Construction Package 2-3 – 551 daily workers. A decrease of 28 daily workers from the previous month (579).
 - Construction Package 4 – 249 daily workers. An increase of 36 daily workers from the previous month (213).
- Daily Average Contracted CP Employees Quarantined for COVID-19 in May – three. No increase in the daily average of employees from April 2021.
- Contractors continued with construction while following safety protocols and guidelines from the Centers for Disease Control and Prevention (CDC) and Occupational Safety and Health Administration (OSHA).

CP Construction/Underway ([Page 8](#))

- Structures – 64 underway/substantially complete compared to 93 structures total. Same as the previous period:
 - Construction Package 1 – 25 structures underway/substantially complete. On plan.
 - Construction Package 2-3 – 29 structures underway/substantially complete. On plan.
 - Construction Package 4 – 10 structures underway/substantially complete. On plan.
- Guideway – 82 miles constructed/underway compared to 119 miles total. Same as the previous period:
 - Construction Package 1 – 13 miles underway/substantially complete. On plan.
 - Construction Package 2-3 – 48 miles underway/substantially complete. On plan.
 - Construction Package 4 – 21 miles underway/substantially complete. On plan.
- Utility Relocations Status – Relocated: 613 (30%); In Progress: 506 (25%); Approved to Start: 137 (7%); Not Started: 809 (39%); Total: 2,065. Twenty-eight relocated in May 2021 reporting period:
 - Construction Package 1 – Relocated: 244 (20%); In Progress: 457 (38%); Approved to Start: 7 (1%); Not Started: 495 (41%); Total: 1,203.
 - Construction Package 2-3 – Relocated: 325 (47%); In Progress: 32 (5%); Approved to Start: 86 (13%); Not Started: 251 (36%); Total: 694.
 - Construction Package 4 – Relocated: 44 (26%); In Progress: 17 (10%); Approved to Start: 44 (26%); Not Started: 63 (38%); Total: 168.

CP Real Property/Right-of-Way (ROW) ([Page 9 through 11](#))

- Total Parcels Delivered to Date – 1,867 parcels compared to an estimated total parcels needed – 2,292 parcels.
- Parcels Delivered to Design-Builder (DB) – 30 parcels. **June 30, 2021 Preliminary Update:** 30 additional parcels delivered in June 2021.
 - Two delinquent May 2021 parcels were delivered in June 2021 with no impact to ARRA.
- Construction Packages 1-4 – Seven parcels added (one Authority owned with no acquisition required), and 21 parcels removed for a net decrease of 14 parcels.
- Railroad Parcels Delivered to Design-Builder – Zero parcels. Zero delinquent parcels.
- Total Railroad Parcels Delivered to Date – 106 parcels.
- Land Right Conveyances (Tier 1, Prior to Construction).
 - Received Approval – 23 land right conveyances and zero delinquent land right conveyances.
 - To date, the Authority received approval on 584 land right conveyances.

Third-Party Agreements ([Pages 12 and 13](#))

- Seven remaining key agreements with no delinquent agreements. In the past year, finalized 50 agreements. Thirty-eight of those agreements were critical to supporting construction.

Project Development (Environmental Clearance) Schedule – Record of Decision (ROD) ([Pages 41 through 43](#))

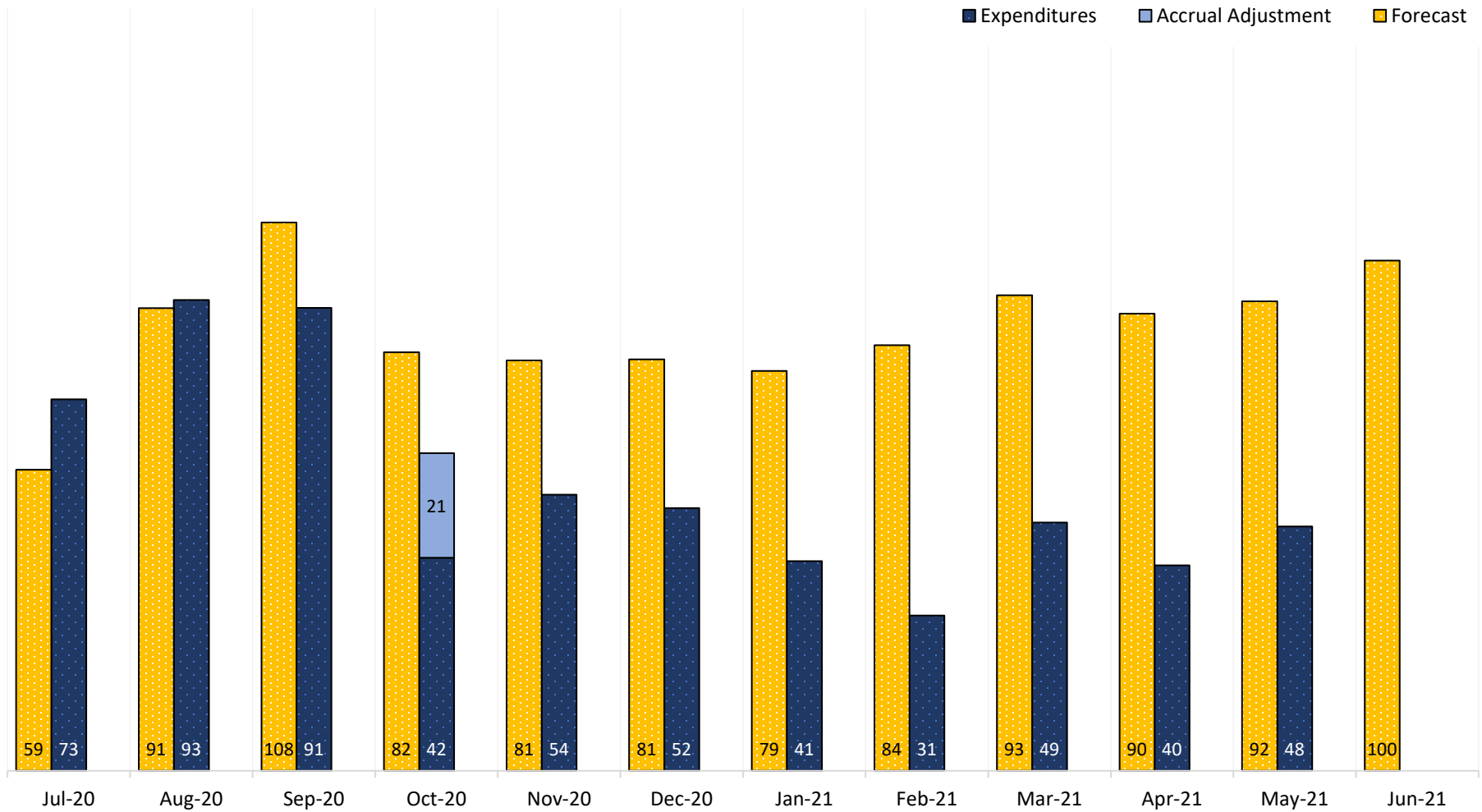
- San Francisco to San Jose – Responding to public comments and preparing a Revised Draft Environmental Impact Report/Supplemental Draft Environmental Impact Statement (RDEIR/SDEIS) for 45-day public review starting July 23, 2021. A four-week extension on the Final EIR/EIS schedule (from March 2022 to April 2022) due to a greater number of Authority review comments and future Millbrae Station Reduced Site Plan (MSRSP) baseline concerns associated with the Revised Draft EIR/Supplemental Draft EIS (RDEIS/SDEIS).
- San Jose to Merced – The regional team published the San Jose to Merced RDEIR/SDEIS on April 23 for 45-day public review ending June 9, 2021; is responding to public comments on the Draft EIR/EIS; and preparing the Administrative Final EIR/EIS for agency review starting on June 22, 2021.
- Bakersfield to Palmdale – The two-day Board meeting when the Final EIR/EIS will be presented for approval was moved (from June) to August 2021. The team incorporated RDEIR/SDEIS content and comment-responses into the Final EIR/EIS. Completed legal and technical reviews for the Final EIR/EIS in

advance of Authority approvals. Finalized noticing materials for the Section 106 meeting in Lancaster. Continued coordination with Federal Railroad Agency (FRA) to monitor comments during public review period for draft General Conformity Determination.

- Palmdale to Burbank – Completed responses to agency, NEPA Assignment Team (NAT) and held over-the-shoulder reviews with commenters from previous versions of the Administrative Draft EIR/EIS. Held second ‘touch-point’ meeting to continue assessing the progress made on responding to the outstanding comments on the Draft EIR/EIS and delivering a quality submittal (June 18, 2021). The Public Comment period for the Draft EIR/EIS is scheduled to commence mid-September 2021.
- Burbank to Los Angeles – The Administrative Final EIR/EIS was released to Cooperating and Responsible Agencies for review on March 31, 2021, and comments were received through May 18, 2021. The Final EIR/EIS is being prepared, which includes addressing comments on the Administrative Final EIR/EIS. The schedule to deliver the Final EIR/EIS has shifted six weeks (September 2021 to November 2021) to incorporate a decision to retain Progressive Maintenance functions at Metrolink’s Central Maintenance Facility instead of moving those functions to the Eastern Maintenance Facility.
- Los Angeles to Anaheim – Continued integrating additional BNSF deliverables pertaining to the Colton and Lenwood facilities into the assembled Administrative Draft EIR/EIS. Continued Preliminary Engineering for Project Definition (PEPD) reviews with external stakeholders.

CP 1-4 - Design-Build Planned vs. Actual Expenditures – Near Term

CP 1-4 – Monthly Expenditures (\$ Millions)

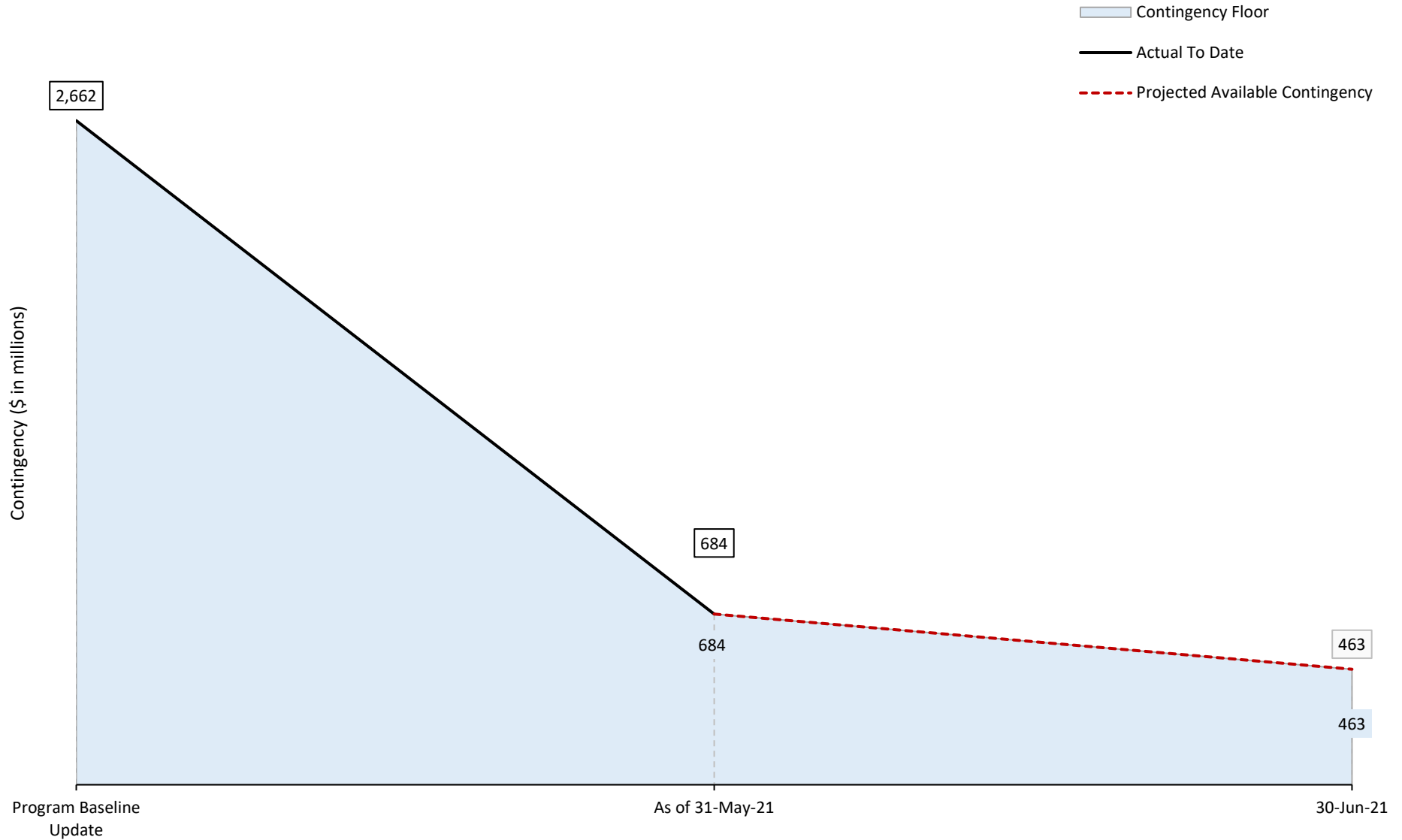


Notes:

1. The chart above remains at Revised Baseline Schedules (RBS) Revision 1 data.
2. Expenditures in the chart above are specific to the Design-Builder production and based on the Capital Outlay and Expenditure Report.
3. Construction Package 1 – May Invoice at \$19.6M.
4. Construction Package 2-3 – May Invoice at \$19.4M.
5. Construction Package 4 – May Invoice at \$9M.

CP 1-4 – Risk - Contingency Report

CP 1-4 – Risk - Contingency Report

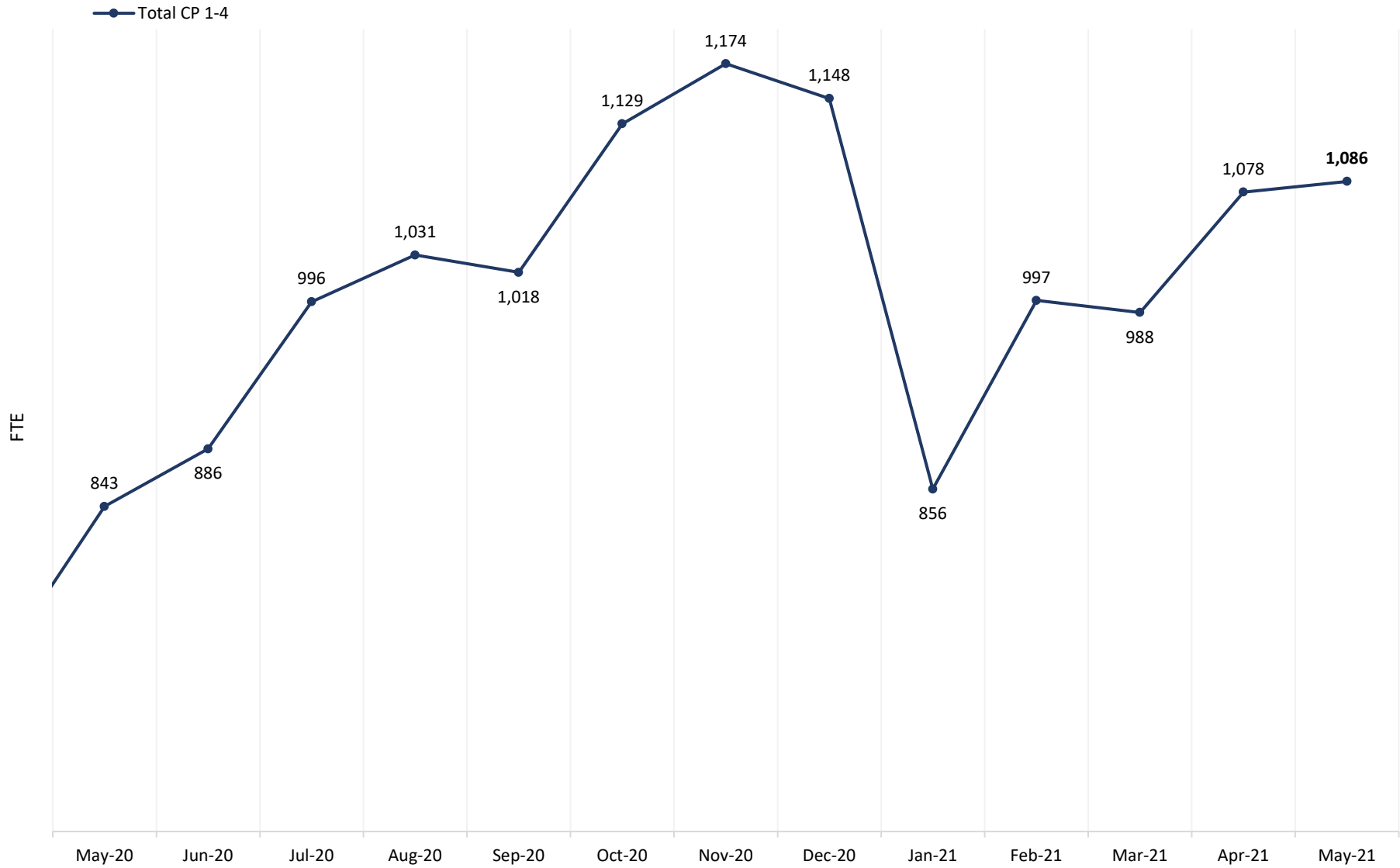


Notes:

1. The chart above remains at Revised Baseline Schedules (RBS) Revision 1 data.
2. The Program Baseline Update was presented to and accepted by the Board in May 2019. The adoption of the Program Baseline Update resulted in changes to contingency amounts. The contingency drawdown curve has been revised to reflect projected contingency amount for the entire CP 1-4 Project through the completion of FY2020-21.

CP 1-4 – Monthly Construction Workforce Total

CP 1-4 – Monthly Construction Workforce Total – Actual

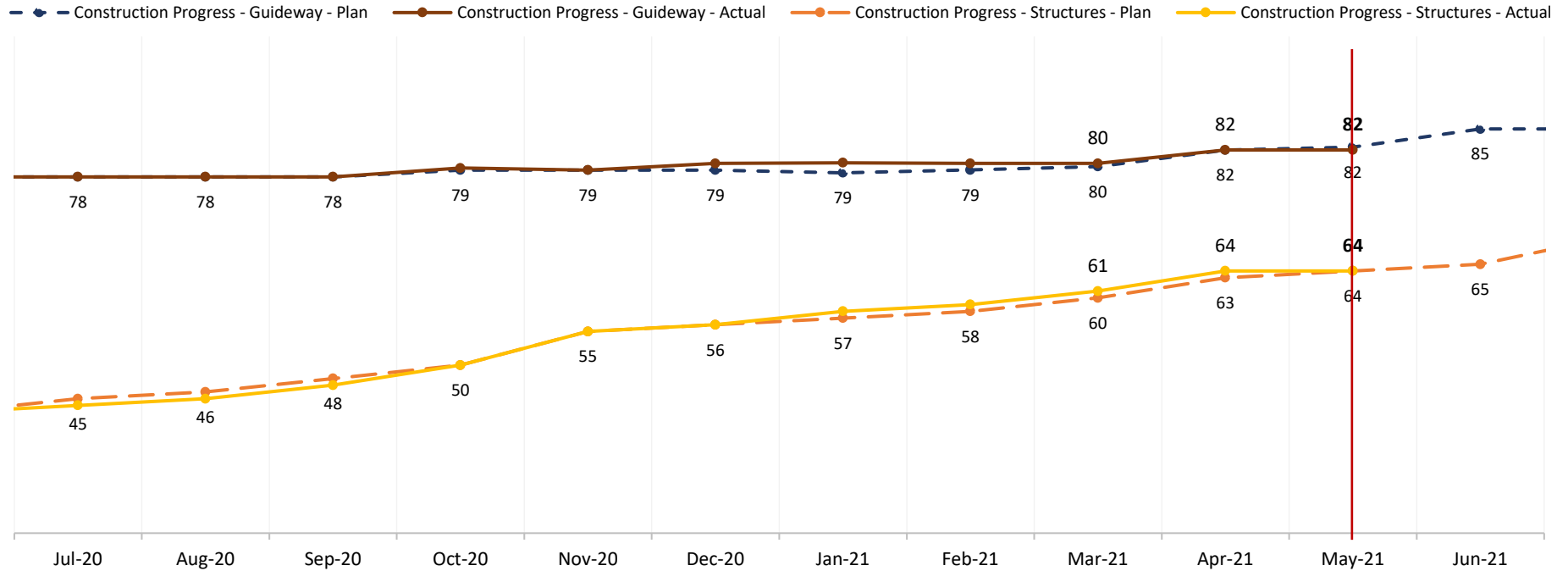


Notes:

1. The construction labor numbers (full-time employees) are based on the weekly totals divided by the number of weeks within the working calendar month.
2. The data represents the overall total on a per working calendar month average status.

CP 1-4 – Structures and Guideway Progress – Planned vs. Actual

CP 1-4 – Construction Progress to Completion – Planned vs. Actual



Monthly Construction Status – Under Construction vs. Completed

Construction	CP 1		CP 2-3		CP 4		Overall		Total
	In Progress	Completed	In Progress	Completed	In Progress	Completed	In Progress	Completed	
Structures	12	13	21	8	10	0	43	21	64
Guideway	11	2	29	19	21	0	61	21	82

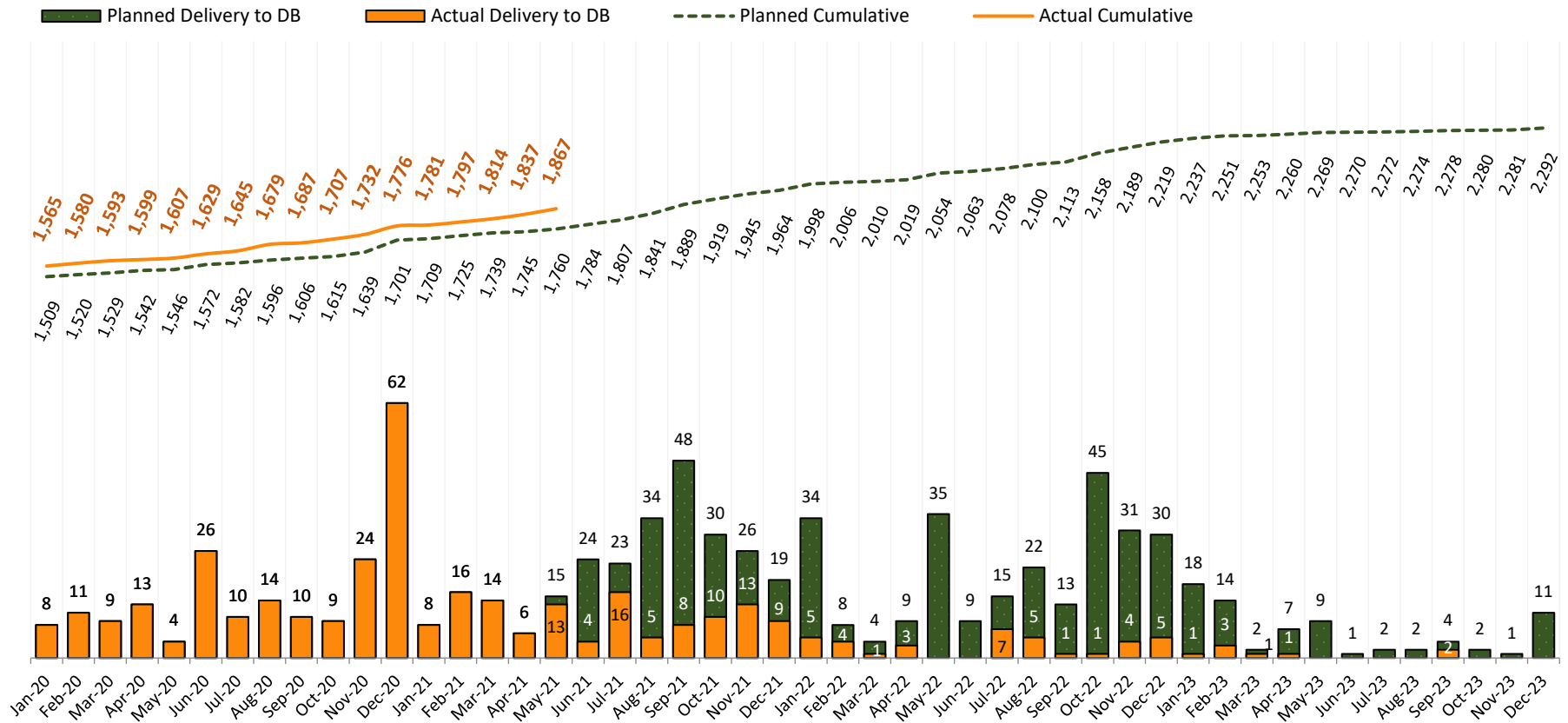
Notes:

- The chart above incorporates Revised Baseline Schedules (RBS) Revision 2 data.
- Total Structures: 93 each.
- Total Guideway: approximately 119 miles.
- Structures – 64 underway/substantially complete compared to 93 structures total. No increase of structures from the previous period:
 - CP 1 – 25 structures underway/substantially complete. On plan.
 - CP 2-3 – 29 structures underway/substantially complete. On plan.
 - CP 4 – 10 structures underway/substantially complete. On plan.
- Guideway – 82 miles constructed/underway compared to 119 miles total. No increase in miles from the previous period:
 - CP 1 – 13 miles underway/substantially complete. On plan.
 - CP 2-3 – 48 miles underway/substantially complete. On plan.
 - CP 4 – 21 miles underway/substantially complete. On plan.

CP 1-4 – Right-of-Way (ROW) Summary

Construction Package	Total Needed Parcels May 31, 2021	Total Parcels Delivered to Date May 31, 2021	Remaining Parcels to be Delivered May 31, 2021
CP 1	1,059	917	142
CP 2-3	996	765	231
CP 4	237	185	52
Total	2,292	1,867	425

CP 1-4 – Parcel Delivery to Design-Builder (DB) Summary

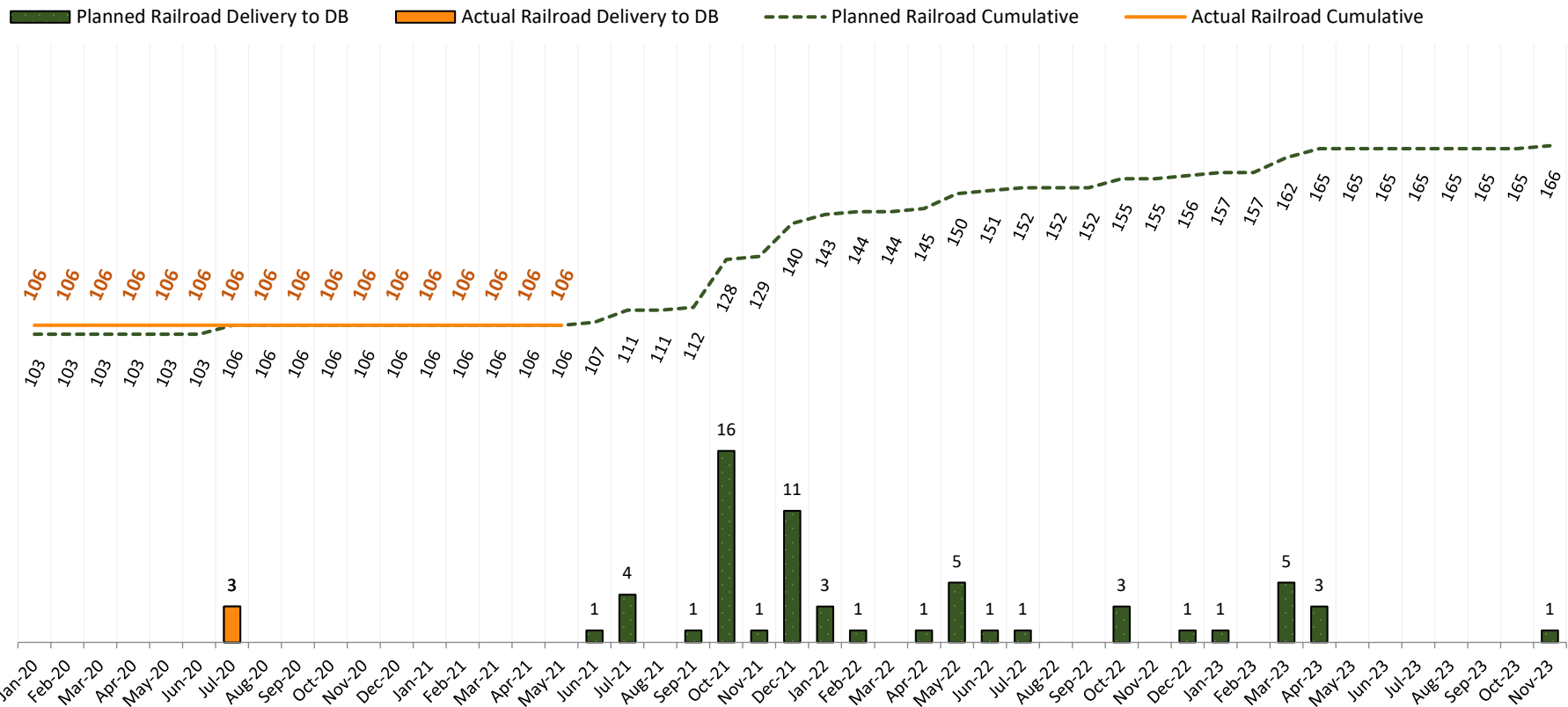


- Notes:**
1. This reflects the current Revised Baseline Schedules (RBS) Revision 2 for CP 1, CP 2-3, and CP 4.
 2. Actual cumulative line for May 2021 reflects delivered parcels that are forecasted in future months.
 3. Two delinquent May 2021 parcels were delivered in June 2021 with no impact to ARRA.

CP 1-4 – Right-of-Way (ROW) Railroad Summary

Construction Package	Total Needed Railroad Parcels May 31, 2021	Total Railroad Parcels Delivered to Date May 31, 2021	Remaining Railroad Parcels to be Delivered May 31, 2021
CP 1	83	53	30
CP 2-3	54	26	28
CP 4	29	27	2
Total	166	106	60

CP 1-4 – Railroad Parcel Delivery to Design-BUILDER (DB) Summary

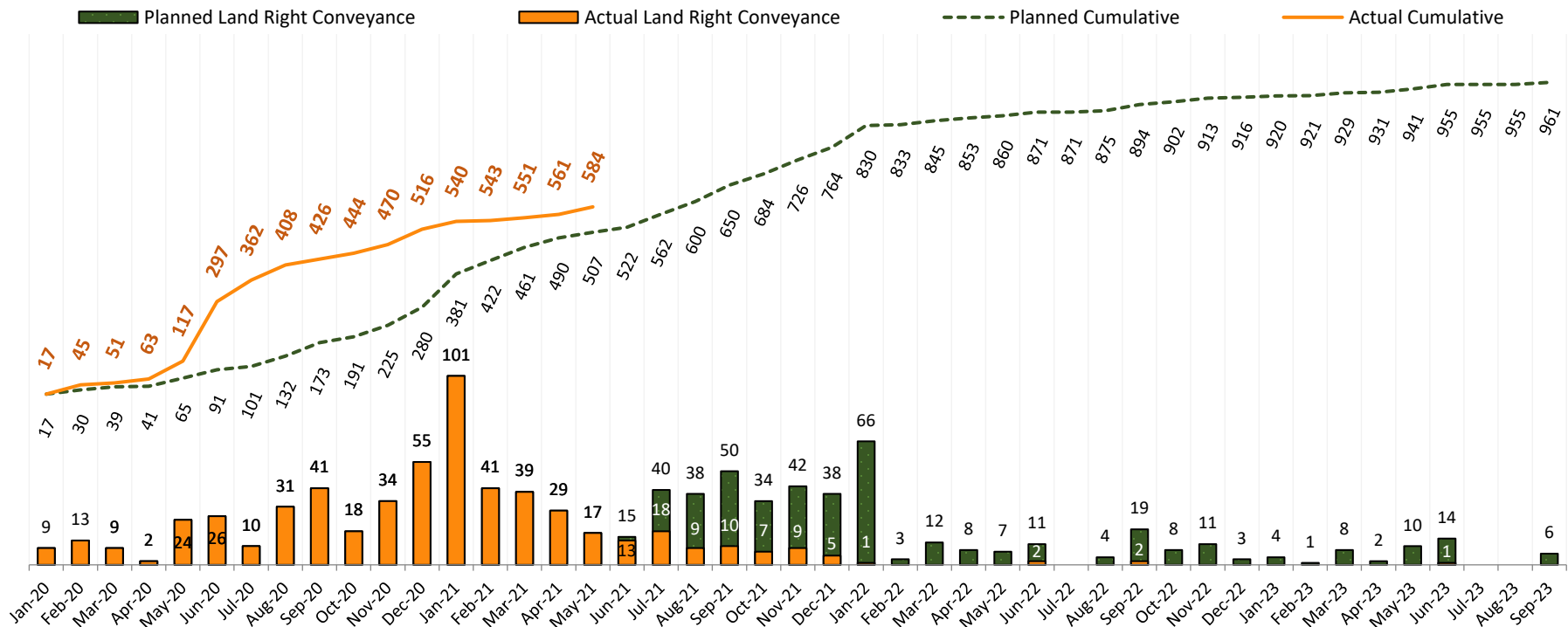


Notes:
1. This reflects the current Railroad Revised Baseline Schedules (RBS) Revision 2 for CP 1, CP 2-3, and CP 4.

CP 1-4 – Tier 1 Land Right Conveyances Required Prior to Construction (PG&E, SCE, FID, FMFCD) Summary

Construction Package	Total Needed Land Right Conveyances April 30, 2021	Total Needed Land Right Conveyances Modifications	Total Needed Land Right Conveyances May 31, 2021	Total Land Right Conveyances Approved ⁽⁴⁾ to Date April 30, 2021	Total Land Right Conveyances Approved May 31, 2021	Remaining Land Right Conveyances to be Approved May 31, 2021
CP 1	408	29	437	296	17	124
CP 2-3	438	-2	436	230	3	203
CP 4	85	3	88	35	3	50
Total	931	30	961	561	23	377

CP 1-4 – Tier 1 Land Right Conveyances Required Prior to Construction (PG&E, SCE, FID, FMFCD) Summary



Notes:

1. This reflects the current Railroad Revised Baseline Schedules (RBS) Revision 2 for CP 1, CP 2-3, and CP 4.
2. Actual Cumulative for May 2021 includes completed land right conveyances that are forecasted in future months.
3. The term "Approved" is defined as land right conveyances with Director of Real Property for signature, PG&E for signature, or recorded.
4. 37 Tier 1 Land Right Conveyances added and seven no longer required prior to construction. Net increase of 30 land right conveyances.

119-Mile Central Valley Segment – Third-Party Agreements

CP 1-4 – Look Ahead - Estimated Completion Timeline for Critical Third-Party Agreements

Entity	Project Section	Result of Resolution	Previous Estimated Completion	Current Estimated Completion
County of Kings	CP 2-3	Covers transfer of ROW between Authority and County. Grants immediate right of possession to Authority and use of existing ROW for construction. Agreement going to Kings County Board of Supervisors meeting on June 29, 2021 for approval.	Sep-20	Jul-21
City of Wasco	CP 4	Covers transfer of ROW between Authority and City. Grants immediate right of possession to Authority and use of existing ROW for construction. City of Wasco halted negotiations due to dispute on additional financial Farmworker Housing support.	Jul-20	On Hold
City of Wasco	CP 4	Defines ownership and maintenance of grade separations between Authority and City in perpetuity. City of Wasco halted negotiations due to dispute on additional financial Farmworker Housing support.	Jul-20	On Hold
City of Wasco	CP 4	Grade Separation Agreement details the parties' obligations regarding design and construction work for Poso Avenue grade separation, Poso and J Street extensions, 6 th Street closure, and Amtrak pedestrian underpass.	N/A	Oct-21
Semitropic Water Storage District	CP 4	Design and construction of facilities. June 30, 2021 Update: Final revisions going to Semitropic Board for approval in July.	May-21	Jul-21
Semitropic Water Storage District	CP 4	CCUA ⁽¹⁾ template allows prompt execution of land conveyances. June 30, 2021 Update: Final revisions going to Semitropic Board for approval in July.	May-21	Jul-21
Semitropic Water Storage District	CP 4	JUA ⁽²⁾ template allows prompt execution of land conveyances. June 30, 2021 Update: Final revisions going to Semitropic Board for approval in July.	May-21	Jul-21
North Kern Water Storage District (NKWSD)	CP 4	Utility Agreement amendments for construction of facilities. Executed May 2021	May-21	Executed May-21

North Kern Water Storage District (NKWSD)	CP 4	Master Agreement amendment and memorandum to revise terms of original agreement and memorialize new obligations. Executed May 2021	May-21	Executed May-21
North Kern Water Storage District (NKWSD)	CP 4	Settlement Agreement to resolve any remaining disputed issues between NKWSD and the Authority. Executed May 2021	May-21	Executed May-21

Notes:

1. Consent to Common Use Agreement (CCUA) – CCUAs recognize/perpetuate a facility owner’s existing rights where a facility is either protected in place in an area that is now within the Authority’s Right-of-Way (ROW) or relocated to a new position within the Authority’s ROW, but also still within the facility owner’s existing Right-of-Way (ROW) (for example, an open canal is converted to a box culvert under the Authority corridor). CCUAs also establish the facility owner’s and Authority’s respective rights and obligations for occupying, maintaining, and accessing the joint use area.
2. Joint Use Agreement (JUA) – JUAs identify and convey replacement easement rights to facility owners when their utility facility relocates to a position within the Authority’s Right-of-Way (ROW) and outside or partly outside of the facility owner’s existing ROW. JUAs also establish the facility owner’s and Authority’s respective rights and obligations for occupying, maintaining, and accessing the joint use area.

CONSTRUCTION PACKAGE 1 (CP 1) OVERVIEW⁽¹⁾

CP 1 – Design-Build Contract Summary⁽²⁾

Milestones

Milestone	Date
RFQ Date:	11/15/2011
SOQ Date:	12/19/2011
RFP Date:	03/22/2012
Proposal:	01/18/2013
Bid Open Date:	04/13/2013
Award Date:	08/16/2013
NTP 1 Date:	10/15/2013
NTP 2 Date:	11/22/2013
NTP 3 Date:	07/11/2014
Original Completion Date:	03/31/2018
Current Contract Completion Date:	11/02/2021
Current Forecast Substantial Completion Date⁽³⁾:	12/29/2023

Contract Value

Description	Amount
Fixed Bid Price:	\$969,988,000.00
Provisional Sums:	\$53,000,000.00
Original Contract Price:	\$1,022,988,000.00
Executed Change Orders:	\$1,339,677,913.97
Current Contract Amount:	\$2,362,665,913.97
Approved Invoices to Date:	\$1,497,531,805.40
Remaining Contract Balance:	\$865,134,108.57

Contract Time Status

Description	Duration ⁽⁴⁾
Original Contract Days:	1,628
Extension of Time Awarded:	1,312
Current Forecast Contract Days:	2,940
Work Days Spent (thru 05/31/2021):	2,785

Expended to Date

Description	Percentage
Time:	94.7%
Dollars:	63.4%

Growth Percentage

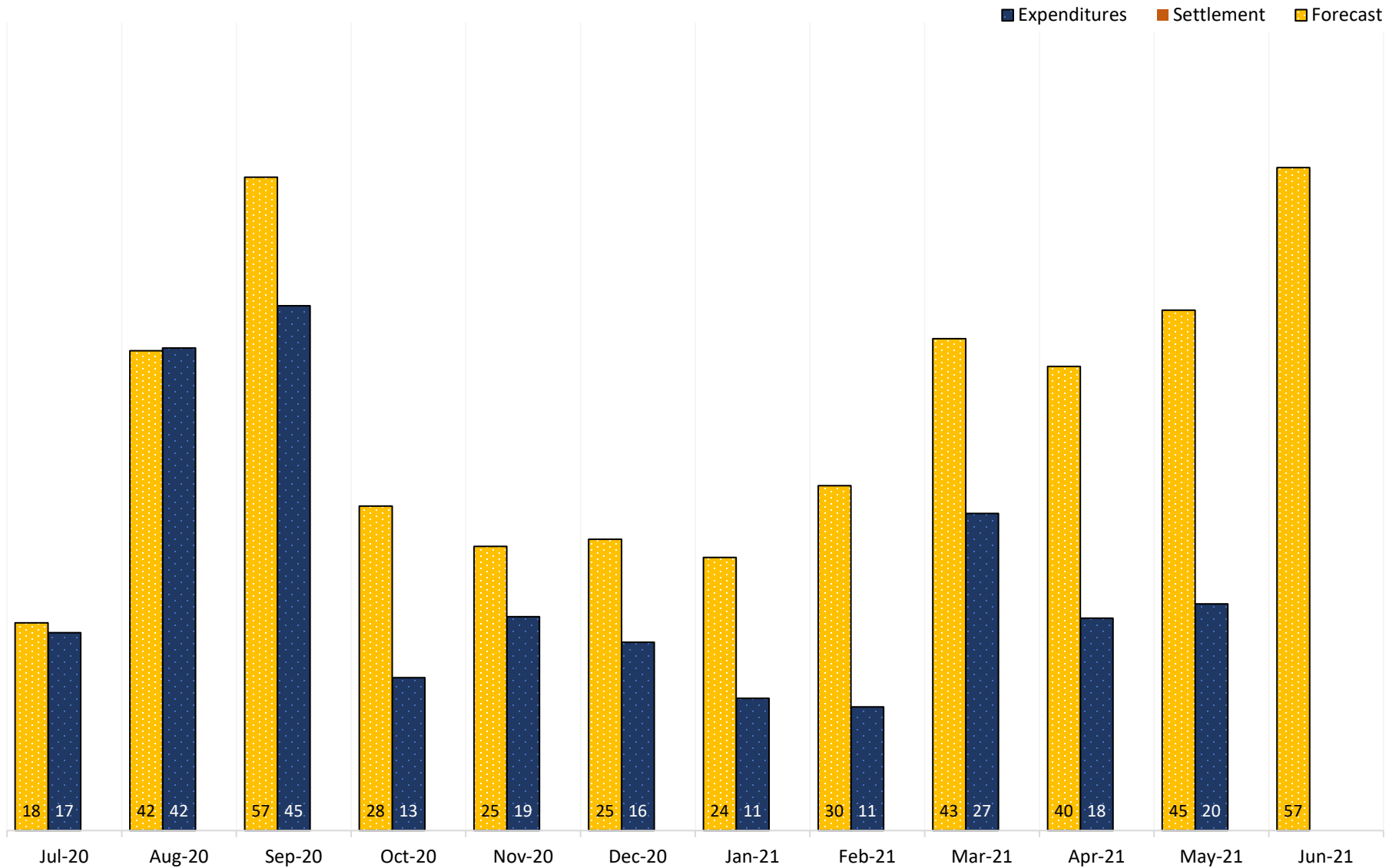
Description	Percentage
Time:	80.6%
Dollars:	131.0%

Notes:

- Information in this section is coming from data provided by the Project and Construction Management (PCM) – Monthly Status Report.
- The tables above remain at Revised Baseline Schedules (RBS) Revision 1 data.
- Revised Baseline Schedules (RBS) Revision 2 Current Forecast Substantial Completion Date (Pending executed change order) – December 29, 2023.
- Calendar Days.

CP 1 – Design-Build Planned vs. Actual Expenditures – Near Term

CP 1 – Fiscal Year Expenditures (\$ Millions)



Notes:

1. The chart above remains at Revised Baseline Schedules (RBS) Revision 1 data.
2. Expenditures in the chart above are specific to the Design-Builder production and based on the Capital Outlay and Expenditure Report.

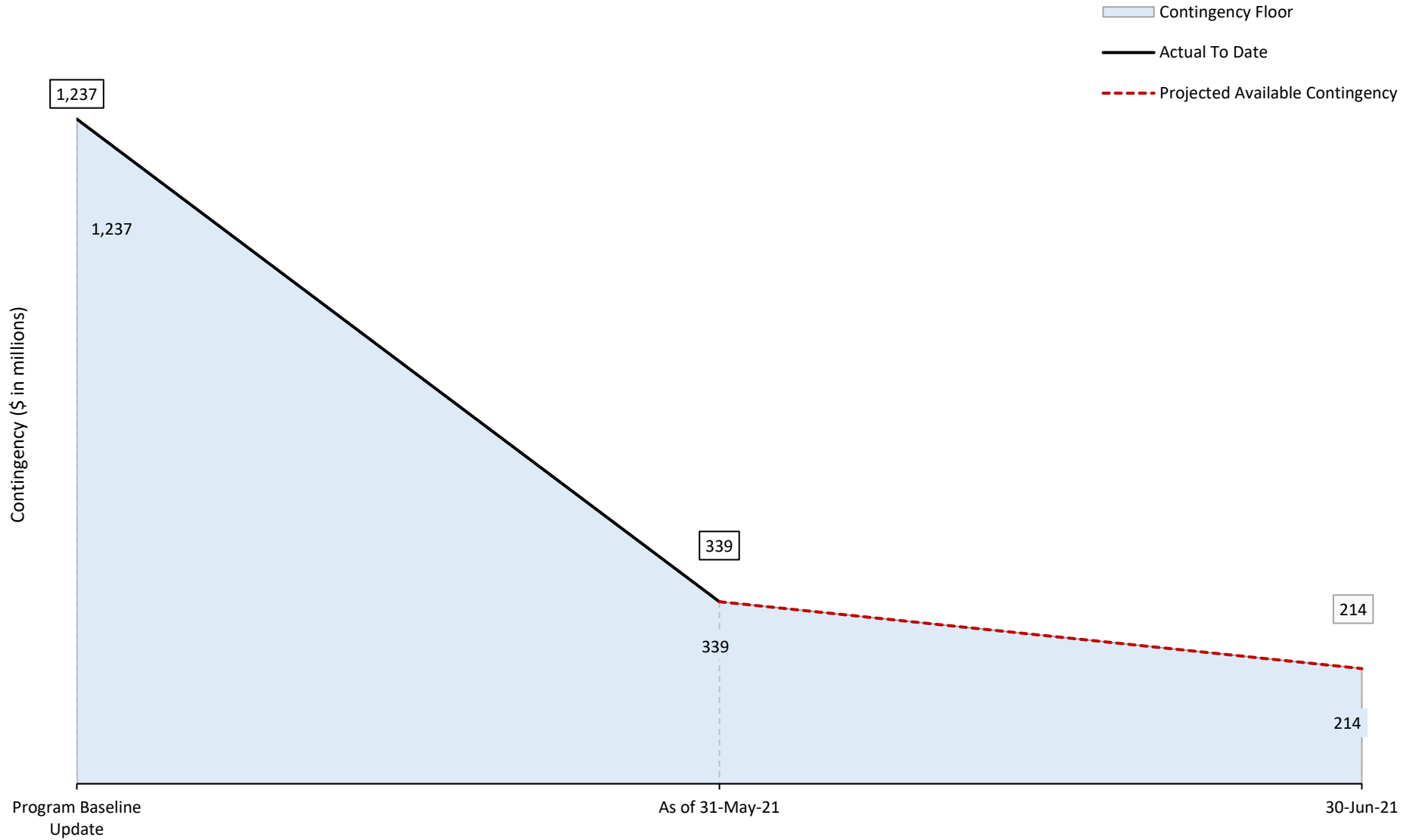
CP 1 – Executed Change Order Status

CP 1 – Executed Change Order Status

CO Number	Title	Change Status	Amount	Executed Date
	None		0.00	
Total:			\$0.00	

CP 1 – Risk - Contingency Report

CP 1 – Risk - Contingency Report

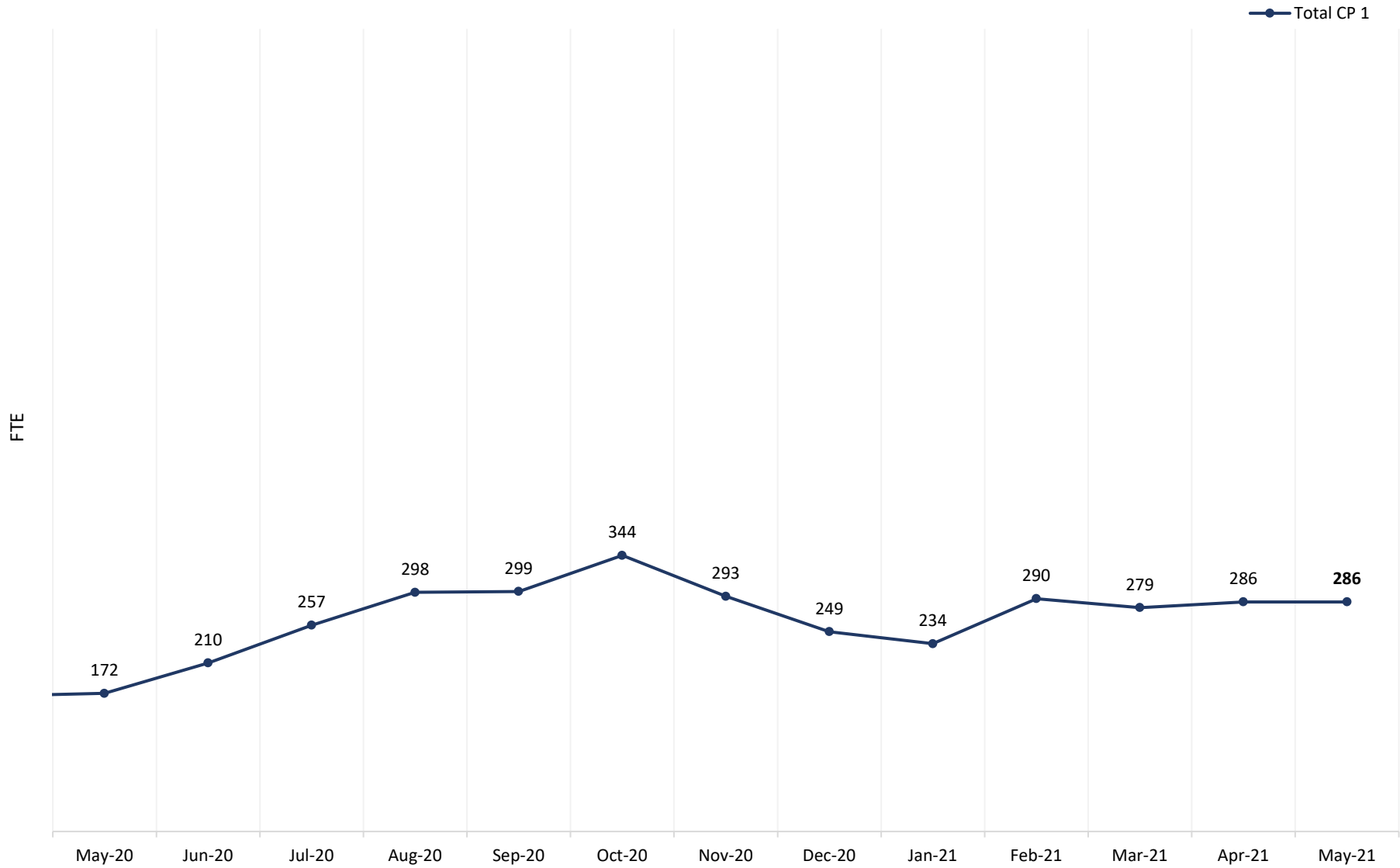


Notes:

1. The chart above remains at Revised Baseline Schedules (RBS) Revision 1 data.
2. The Program Baseline Update was presented to and accepted by the Board in May 2019. The adoption of the Program Baseline Update resulted in changes to contingency amounts. The contingency drawdown curve has been revised to reflect projected contingency amount for the entire CP 1 project through the completion of FY2020-21.

CP 1 – Monthly Construction Workforce Total

CP 1 – Monthly Construction Workforce Total – Actual

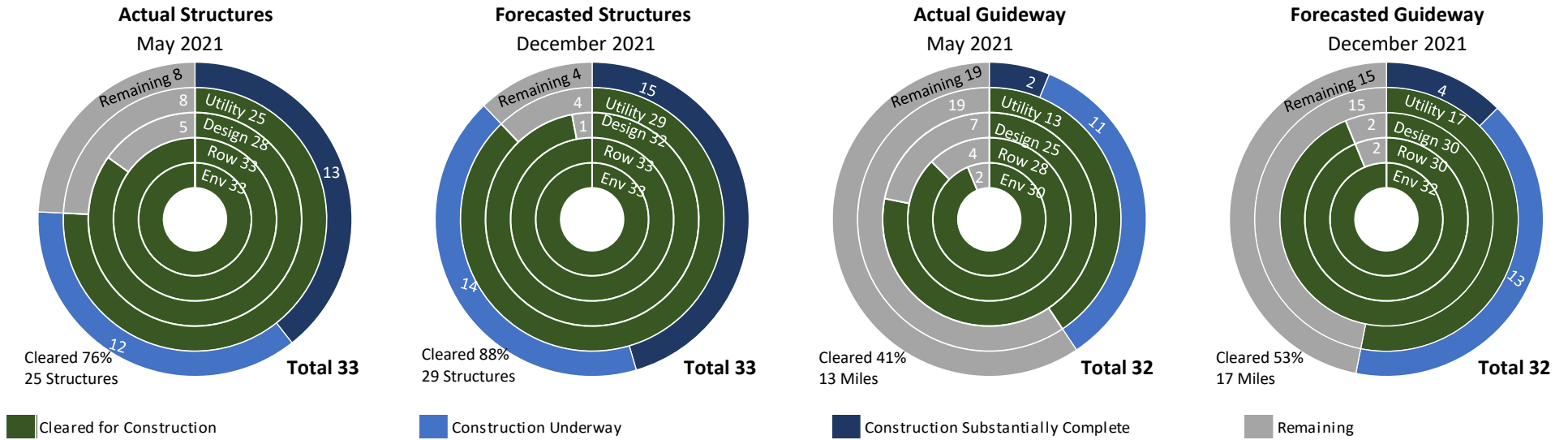


Notes:

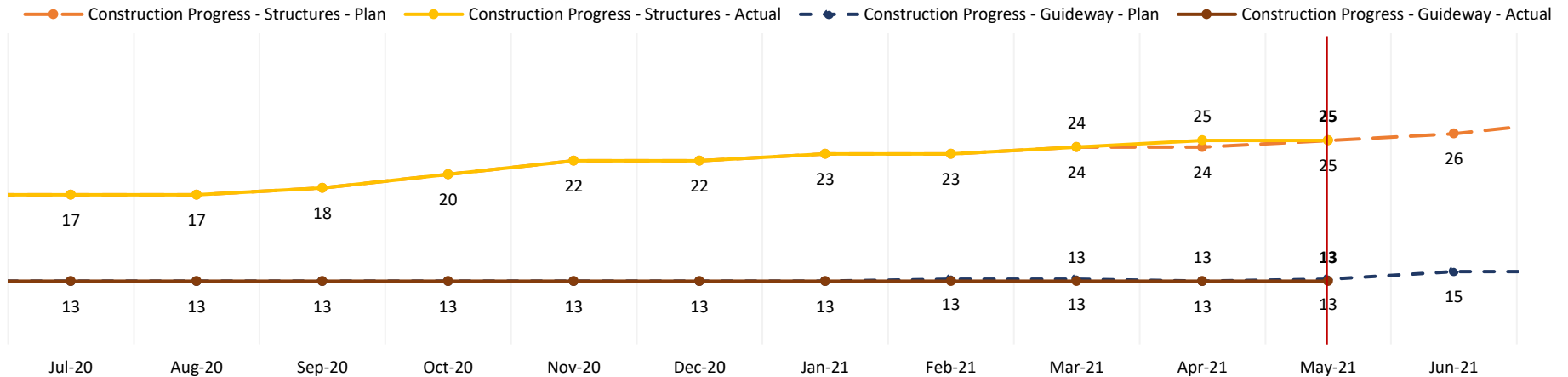
1. The construction labor numbers (full-time employees) are based on the working calendar month.
2. The data represents the overall total on a per working calendar month average status.

CP 1 – Construction Progress

CP 1 – Construction Progress



CP 1 – Construction Progress to Completion – Planned vs. Actual



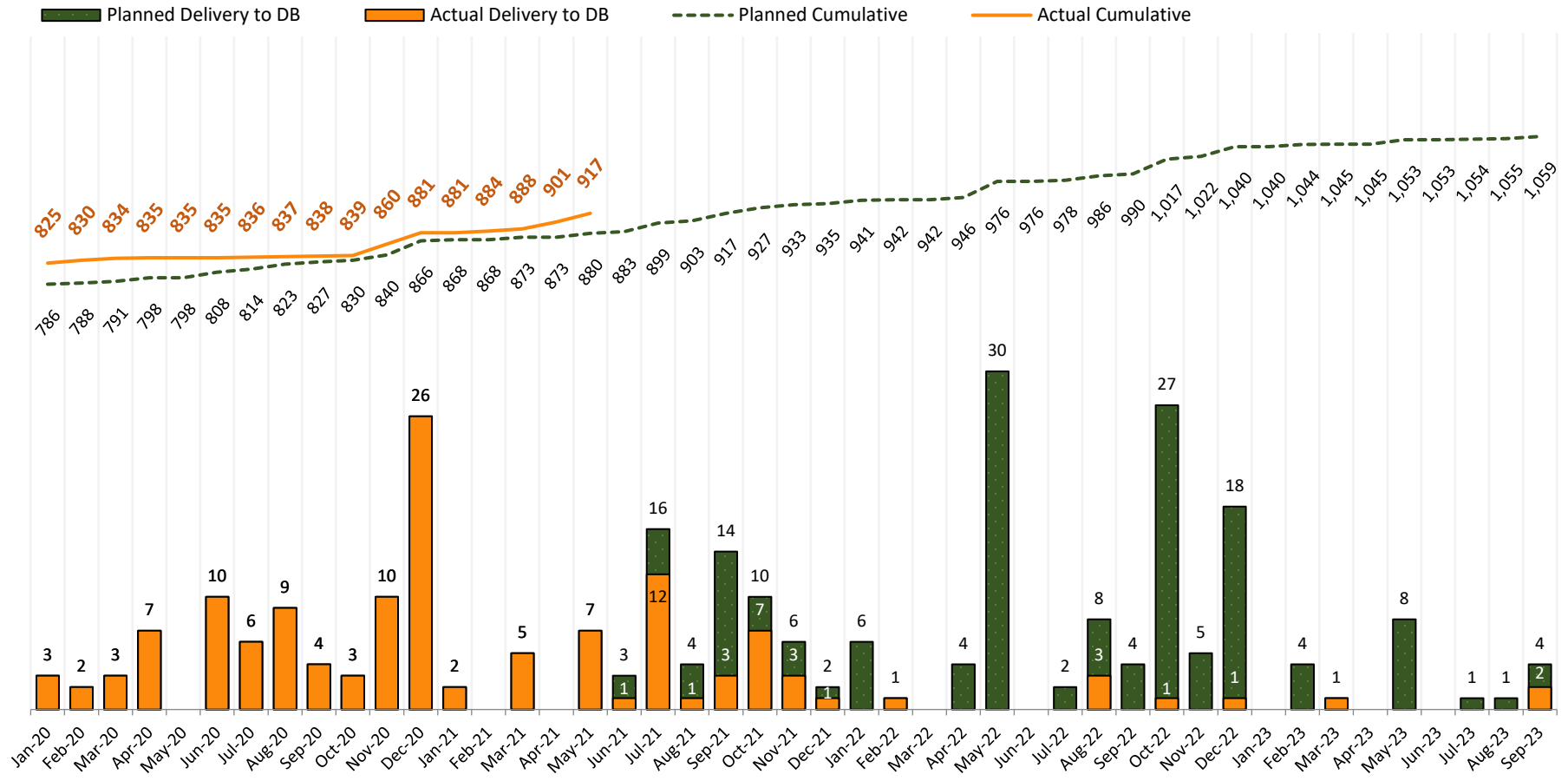
Notes:

- The chart above incorporates Revised Baseline Schedules (RBS) Revision 2 data.
- Total Structures: 33 structures:
 - 25 structures underway/substantially complete. On plan.
- Total Guideway: 32 miles:
 - 13 miles underway/substantially complete. On plan.

CP 1 – Right-of-Way (ROW) Summary

Construction Package	Total Needed Parcels May 31, 2021	Total Parcels Delivered to Date May 31, 2021	Remaining Parcels to be Delivered May 31, 2021
CP 1	1,059	917	142

CP 1 – Parcel Delivery to Design-Builder (DB) Summary

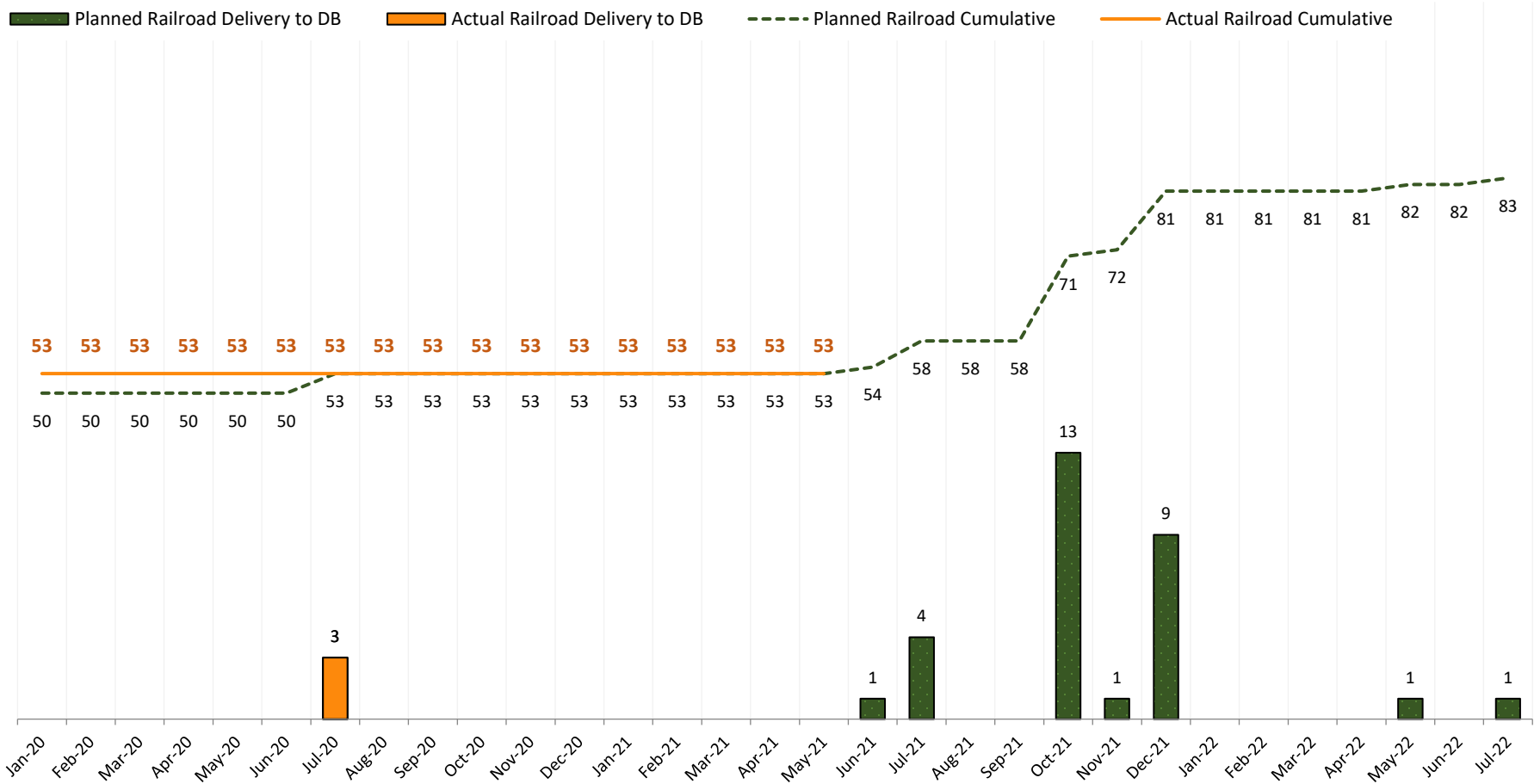


- Notes:**
1. This reflects the current Revised Baseline Schedules (RBS) Revision 2 for CP 1.
 2. Actual cumulative line for May 2021 reflects delivered parcels that are forecasted in future months.

CP 1 – Right-of-Way (ROW) Railroad Summary

Construction Package	Total Needed Railroad Parcels May 31, 2021	Total Railroad Parcels Delivered to Date May 31, 2021	Remaining Railroad Parcels to be Delivered May 31, 2021
CP 1	83	53	30

CP 1 – Railroad Parcel Delivery to Design-Builder (DB) Summary



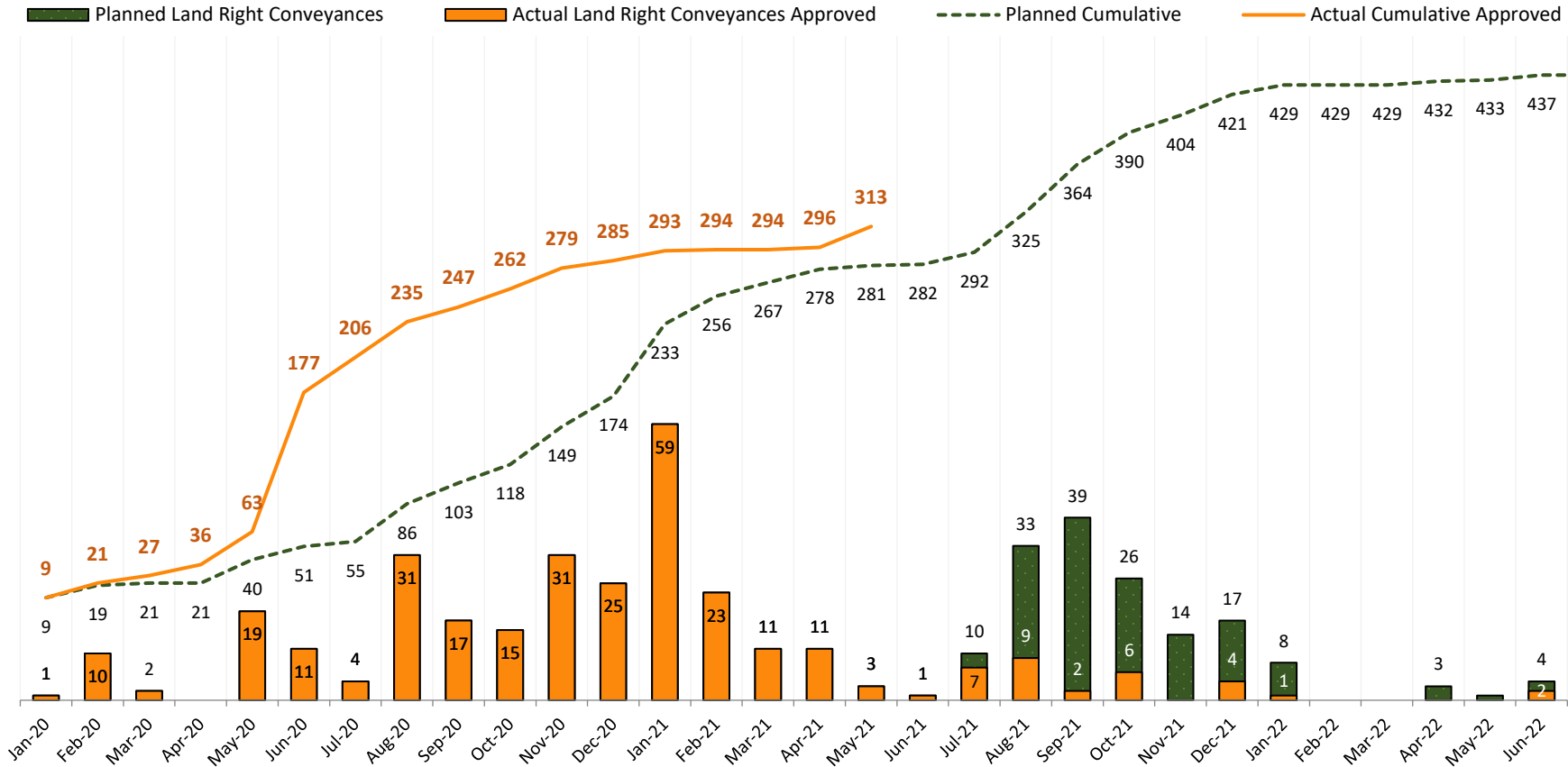
Notes:

1. This reflects the current Revised Baseline Schedules (RBS) Revision 2 for CP 1.

CP 1 – Tier 1 Land Right Conveyances Required Prior to Construction (PG&E, SCE, FID, FMFCD) Summary

Construction Package	Total Needed Land Right Conveyances May 31, 2021	Total Land Right Conveyances Approved ⁽³⁾ to Date May 31, 2021	Remaining Land Right Conveyances to be Approved May 31, 2021
CP 1	437	313	124

CP 1 – Tier 1 Land Right Conveyances Required Prior to Construction (PG&E, SCE, FID, FMFCD) Summary



Notes:

1. This projection is based on the Revised Baseline Schedules (RBS) Revision 2 for CP 1.
2. Actual Cumulative for May 2021 includes completed land right conveyances that are forecasted in future months.
3. The term "Approved" is defined as land right conveyances with Director of Real Property for signature, PG&E for signature, or recorded.
4. 32 Tier 1 Land Right Conveyances added and three no longer needed prior to construction in CP 1. Net increase of 29 land right conveyances.

CONSTRUCTION PACKAGE 2-3 (CP 2-3) OVERVIEW⁽¹⁾

CP 2-3 – Design-Build Contract Summary⁽²⁾

Milestones

Milestone	Date
RFQ Date:	10/09/2013
SOQ Date:	12/13/2013
RFP Date:	04/03/2014
Proposal:	10/30/2014
Bid Open Date:	12/11/2014
Award Date:	06/10/2015
LNTP Date:	06/12/2015
NTP Date:	07/25/2015
Original Completion Date:	08/19/2019
Current Contract Completion Date:	04/18/2022
Current Forecast Substantial Completion Date⁽³⁾:	12/31/2023

Contract Value

Description	Amount
Fixed Bid Price:	\$1,205,335,890.00
Provisional Sums:	\$160,000,000.00
Original Contract Price:	\$1,365,335,890.00
Executed Change Orders:	\$760,476,120.42
Current Contract Amount:	\$2,125,812,010.42
Approved Invoices to Date:	\$1,365,422,884.19
Remaining Contract Balance:	\$760,389,126.23

Contract Time Status

Description	Duration ⁽⁴⁾
Original Contract Days:	1,486
Extension of Time Awarded:	973
Current Forecast Contract Days:	2,459
Work Days Spent (thru 05/31/2021):	2,137

Expended to Date Percentage

Description	Percentage
Time:	86.9%
Dollars:	64.2%

Growth Percentage

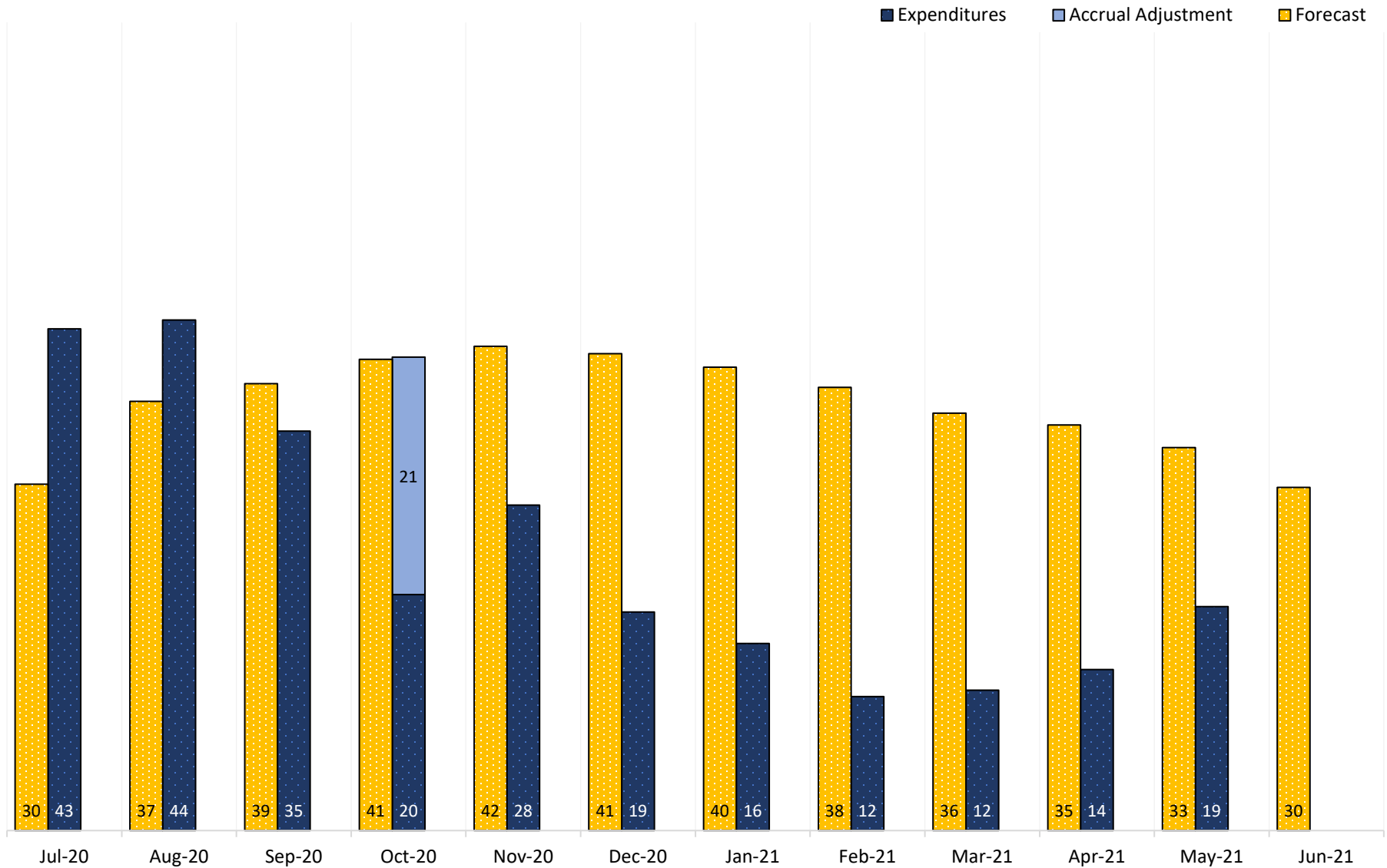
Description	Percentage
Time:	65.5%
Dollars:	55.7%

Notes:

- Information in this section is coming from data provided by the Project and Construction Management (PCM) – Monthly Status Report.
- The tables above remain at Revised Baseline Schedules (RBS) Revision 1 data.
- Revised Baseline Schedules (RBS) Revision 2 Current Forecast Substantial Completion Date (Pending executed change order) – December 31, 2023.
- Calendar Days.

CP 2-3 – Design-Build Planned vs. Actual Expenditures – Near Term

CP 2-3 – Fiscal Year Expenditures (\$ Millions)



- Notes:**
1. The chart above remains at Revised Baseline Schedules (RBS) Revision 1 data.
 2. Expenditures in the chart above are specific to the Design-Builder production and based on the Capital Outlay and Expenditure Report.
 3. ROW acquisition delayed at various locations. Right-of-Way (ROW) resolution at Tule River opens the entire Tule River Viaduct area for construction, which facilitates an increase in production.
 4. Multiple structure and guideway locations were not able to start as planned per the Revised Baseline Schedules (RBS) Revision 1 due to prolonged Right-of-Way (ROW) acquisitions.

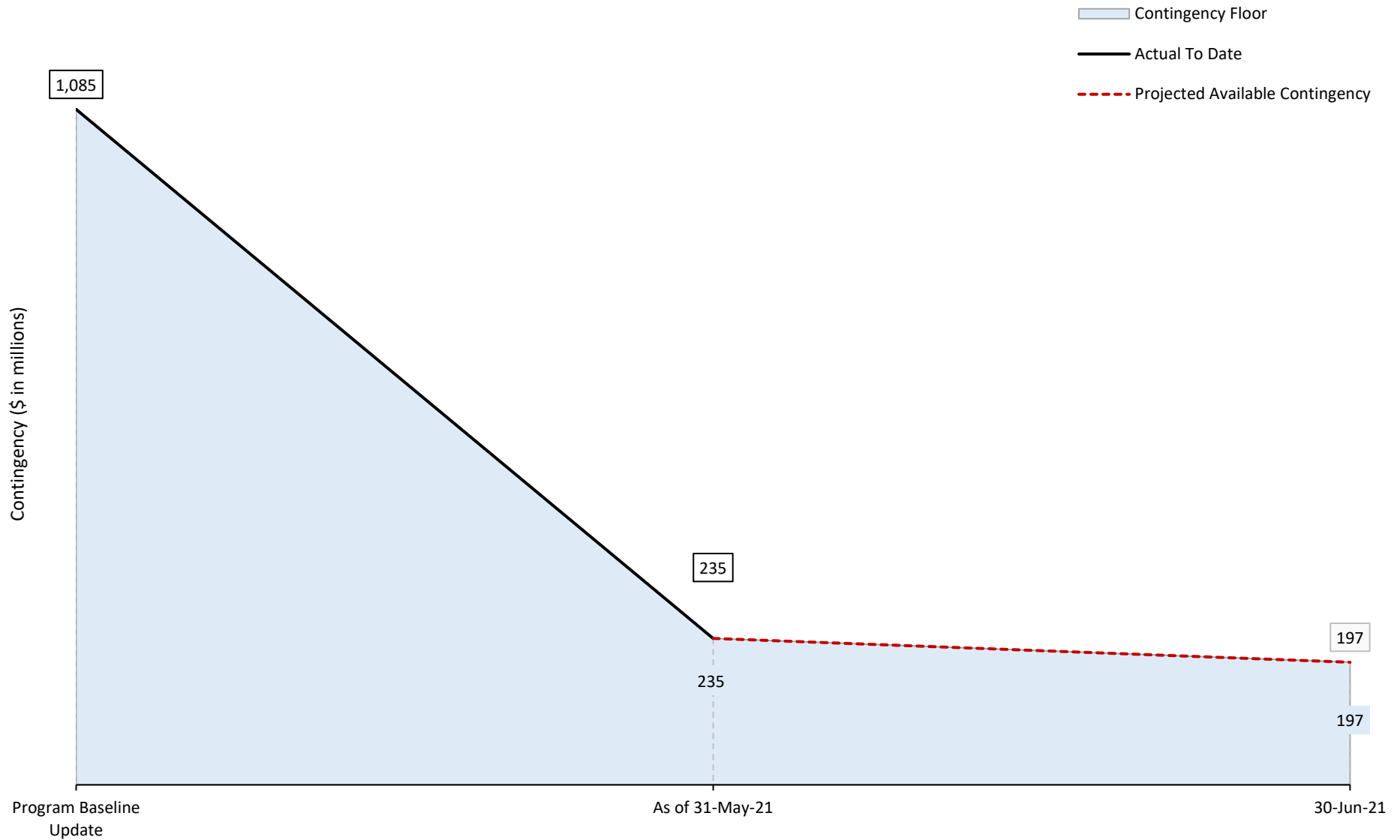
CP 2-3 – Executed Change Order Status

CP 2-3 – Executed Change Order Status

CO Number	Title	Change Status	Amount	Executed Date
00045.19	Escalation Costs - March 2021	Executed	\$640,128	27-May-21
00045.18	Escalation Costs - February 2021	Executed	\$302,525	21-May-21
00045.17	Escalation Costs - January 2021	Executed	\$500,179	21-May-21
Total:			\$1,442,832	

CP 2-3 – Risk - Contingency Report

CP 2-3 – Risk - Contingency Report

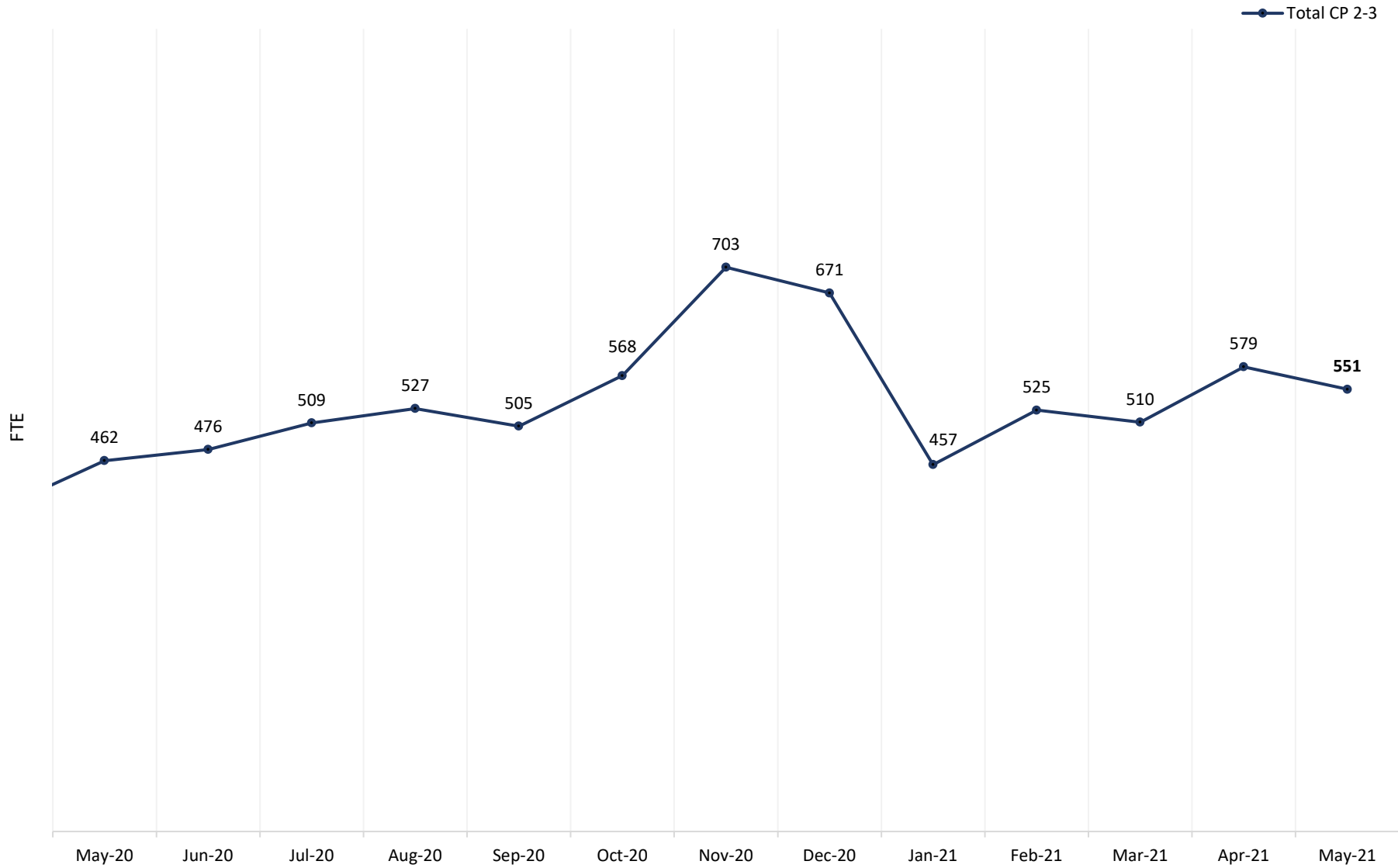


Notes:

1. The chart above remains at Revised Baseline Schedules (RBS) Revision 1 data.
2. The Program Baseline Update was presented to and accepted by the Board in May 2019. The adoption of the Program Baseline Update resulted in changes to contingency amounts. The contingency drawdown curve has been revised to reflect projected contingency amount for the entire CP 2-3 project through the completion of FY2020-21.

CP 2-3 – Monthly Construction Workforce Total

CP 2-3 – Monthly Construction Workforce Total – Actual

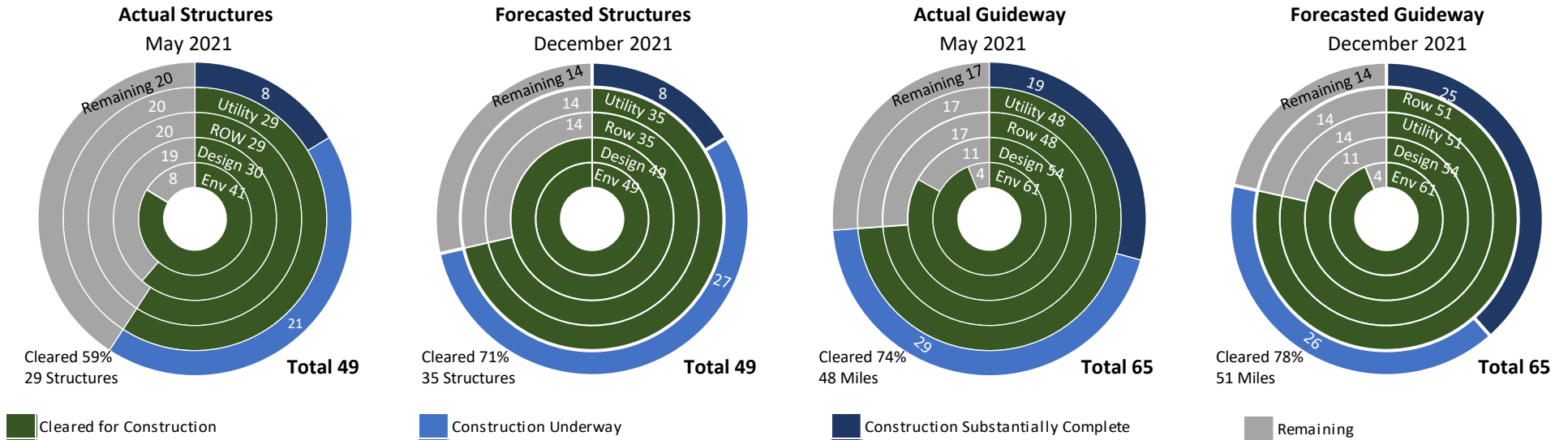


Notes:

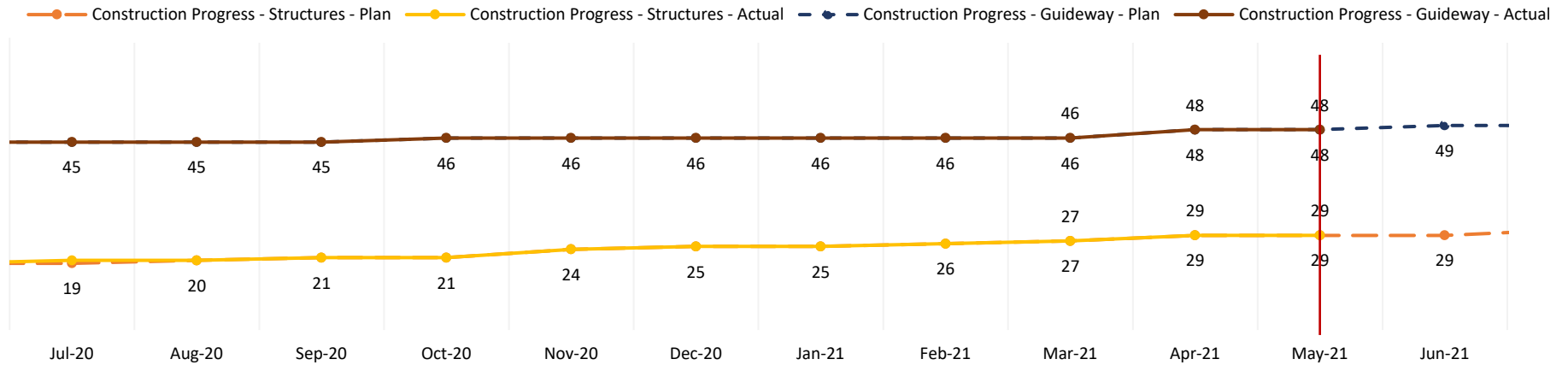
1. The construction labor numbers (full-time employees) are based on the working calendar month.
2. The data represents the overall total on a per working calendar month average status.

CP 2-3 – Construction Progress

CP 2-3 – Construction Progress



CP 2-3 – Construction Progress to Completion – Planned vs. Actual



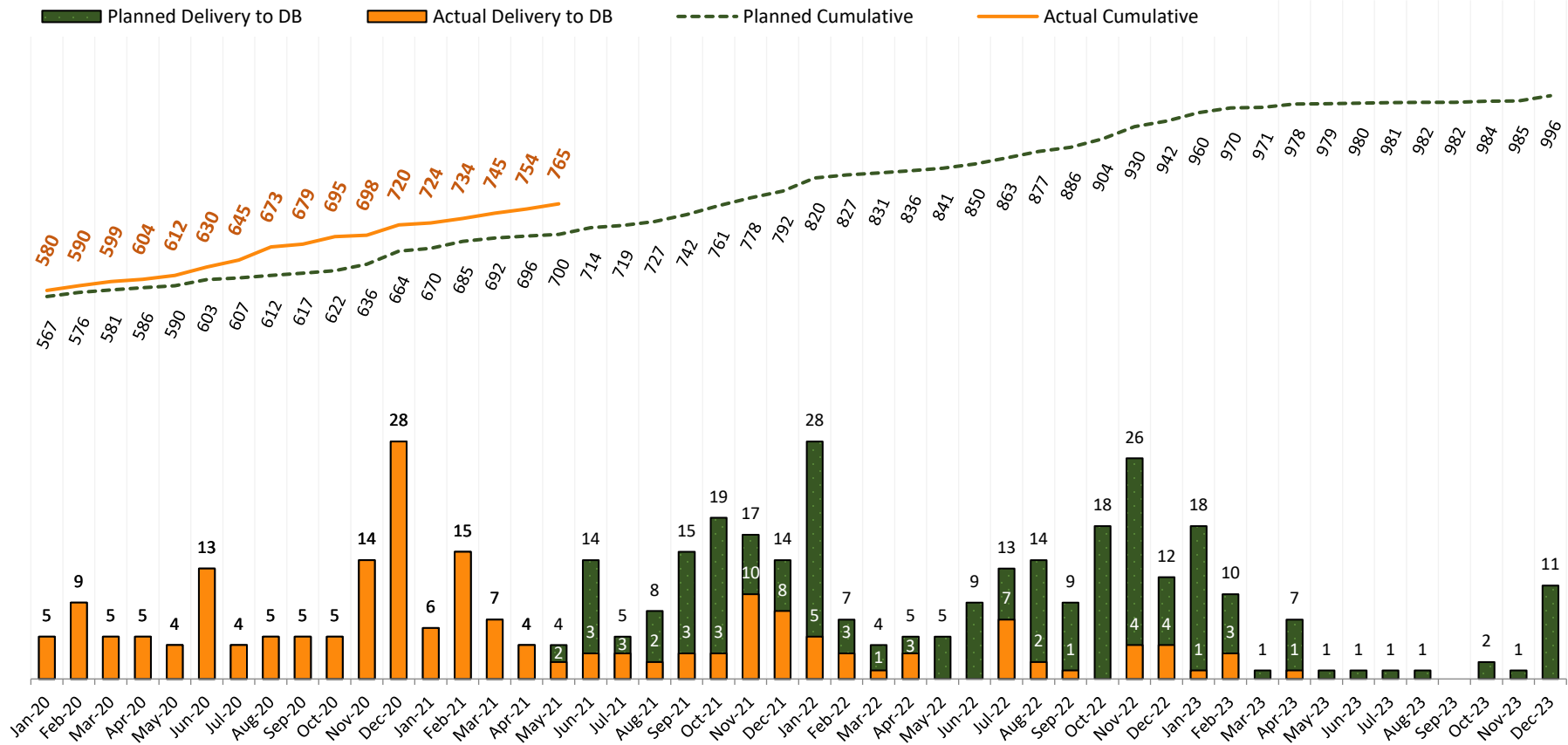
Notes:

- The chart above incorporates Revised Baseline Schedules (RBS) Revision 2 data.
- Total Structures: 49 each:
 - 29 structures underway/substantially complete. On plan.
- Total Guideway: 65 miles:
 - 48 miles underway/substantially complete. On plan.

CP 2-3 – Right-of-Way (ROW) Summary

Construction Package	Total Needed Parcels May 31, 2021	Total Parcels Delivered to Date May 31, 2021	Remaining Parcels to be Delivered May 31, 2021
CP 2-3	996	765	231

CP 2-3 – Parcel Delivery to Design-Builder (DB) Summary



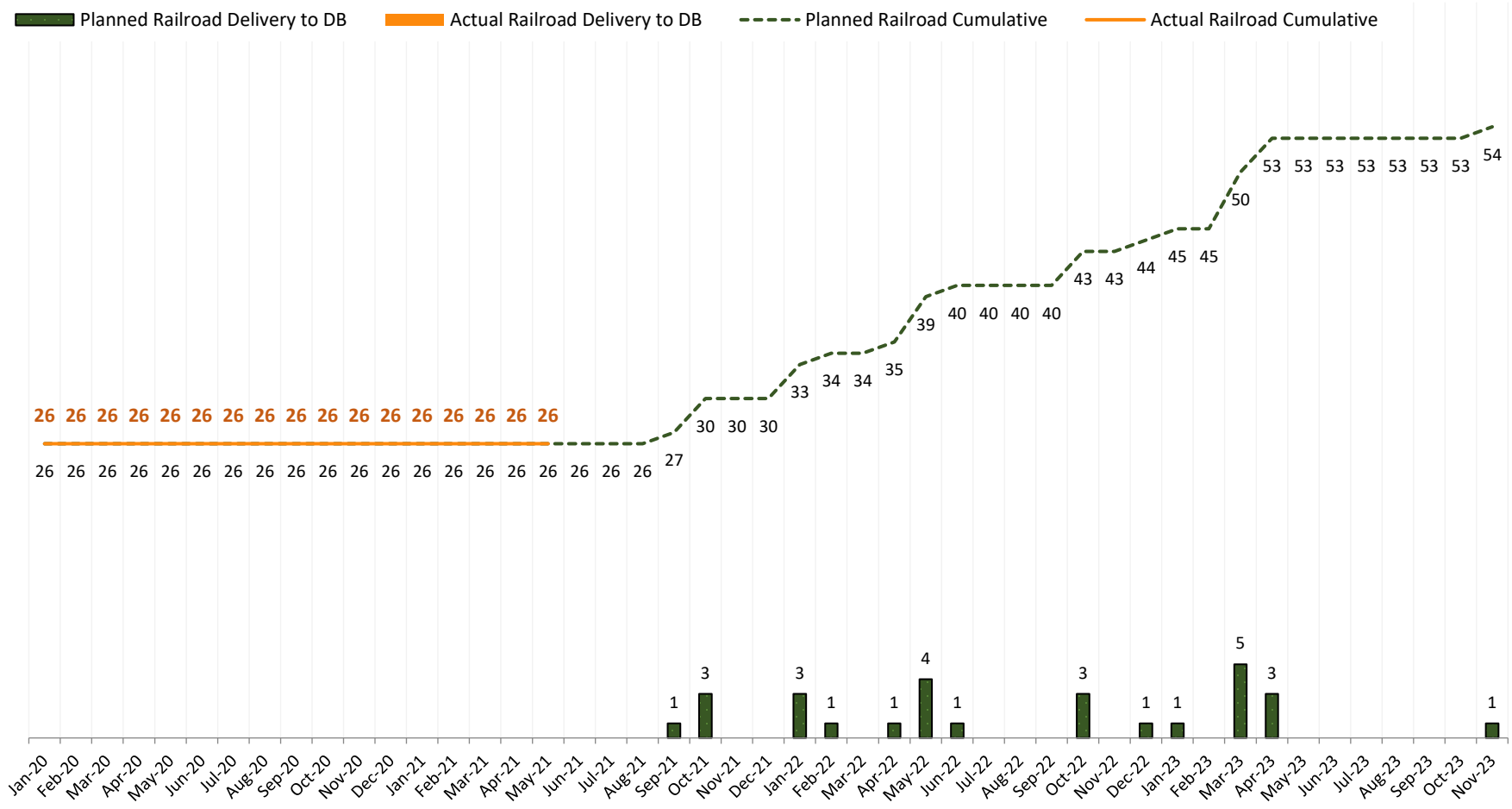
Notes:

1. This reflects the current Revised Baseline Schedules (RBS) Revision 2 for CP 2-3.
2. Actual cumulative line for May 2021 reflects delivered parcels that are forecasted in future months.
3. Two remaining May-21 parcels were delivered to Design-Builder (DB) in June.

CP 2-3 – Right-of-Way (ROW) Railroad Summary

Construction Package	Total Needed Railroad Parcels May 31, 2021	Total Railroad Parcels Delivered to Date May 31, 2021	Remaining Railroad Parcels to be Delivered May 31, 2021
CP 2-3	54	26	28

CP 2-3 – Railroad Parcel Delivery to Design-BUILDER (DB) Summary



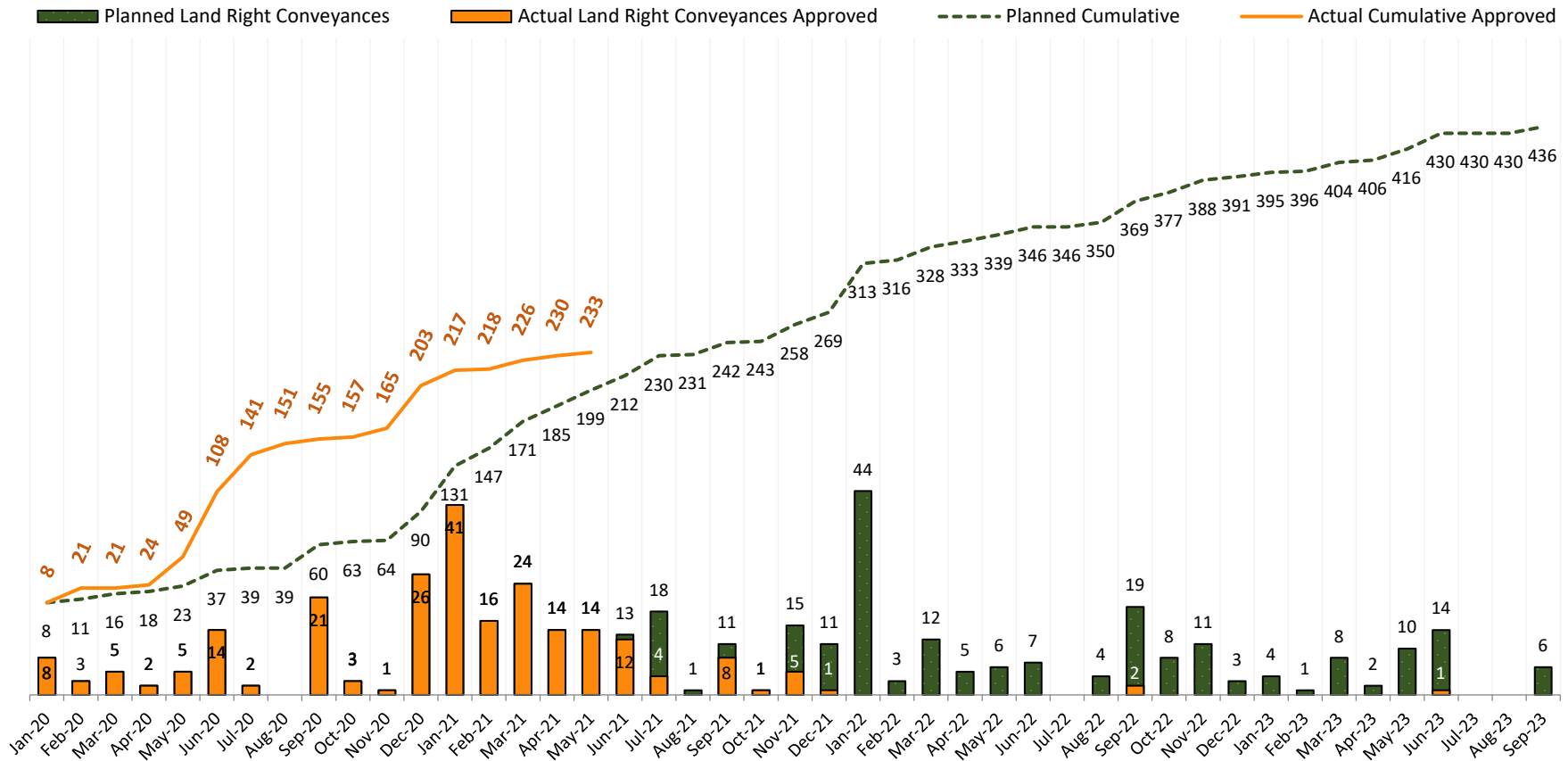
Notes:

1. This reflects the current Railroad Revised Baseline Schedules (RBS) Revision 2 for CP 2-3.

CP 2-3 – Tier 1 Land Right Conveyances Required Prior to Construction (PG&E, SCE, FID, FMFCD) Summary

Construction Package	Total Needed Land Right Conveyances May 31, 2021	Total Land Right Conveyances Approved ⁽³⁾ to Date May 31, 2021	Remaining Land Right Conveyances to be Approved May 31, 2021
CP 2-3	436	233	203

CP 2-3 – Tier 1 Land Right Conveyances Required Prior to Construction (PG&E, SCE, FID, FMFCD) Summary



Notes:

1. This projection has been revised based on the Revised Baseline Schedules (RBS) Revision 2.
2. Actual Cumulative for May 2021 includes completed land right conveyances that are forecasted in future months.
3. The term "Approved" is defined as land right conveyances with Director of Real Property for signature, PG&E for signature, or recorded.

CONSTRUCTION PACKAGE 4 (CP 4) OVERVIEW⁽¹⁾

CP 4 – Design-Build Contract Summary⁽²⁾

Milestones

Milestone	Date
RFQ Date:	11/20/2014
SOQ Date:	01/30/2015
RFP Date:	05/27/2015
Proposal:	11/25/2015
Bid Open Date:	01/05/2016
Award Date:	02/29/2016
LNTP Date:	03/01/2016
NTP Date:	04/15/2016
Original Completion Date:	06/03/2019
Current Contract Completion Date:	02/17/2022
Current Forecast Substantial Completion Date⁽³⁾:	06/22/2022

Contract Value

Description	Amount
Fixed Bid Price:	\$337,247,000.00
Provisional Sums:	\$107,000,000.00
Original Contract Price:	\$444,247,000.00
Executed Change Orders:	\$195,003,104.95
Current Contract Amount:	\$639,250,104.95
Approved Invoices to Date:	\$447,229,783.65
Remaining Contract Balance:	\$192,020,321.30

Time Status

Description	Duration ⁽⁴⁾
Original Contract Days:	1,144
Extension of Time Awarded:	990
Current Forecast Contract Days:	2,134
Work Days Spent (thru 05/31/2021):	1,872

Expended to Date

Description	Percentage
Time:	87.7%
Dollars:	70.0%

Growth Percentage

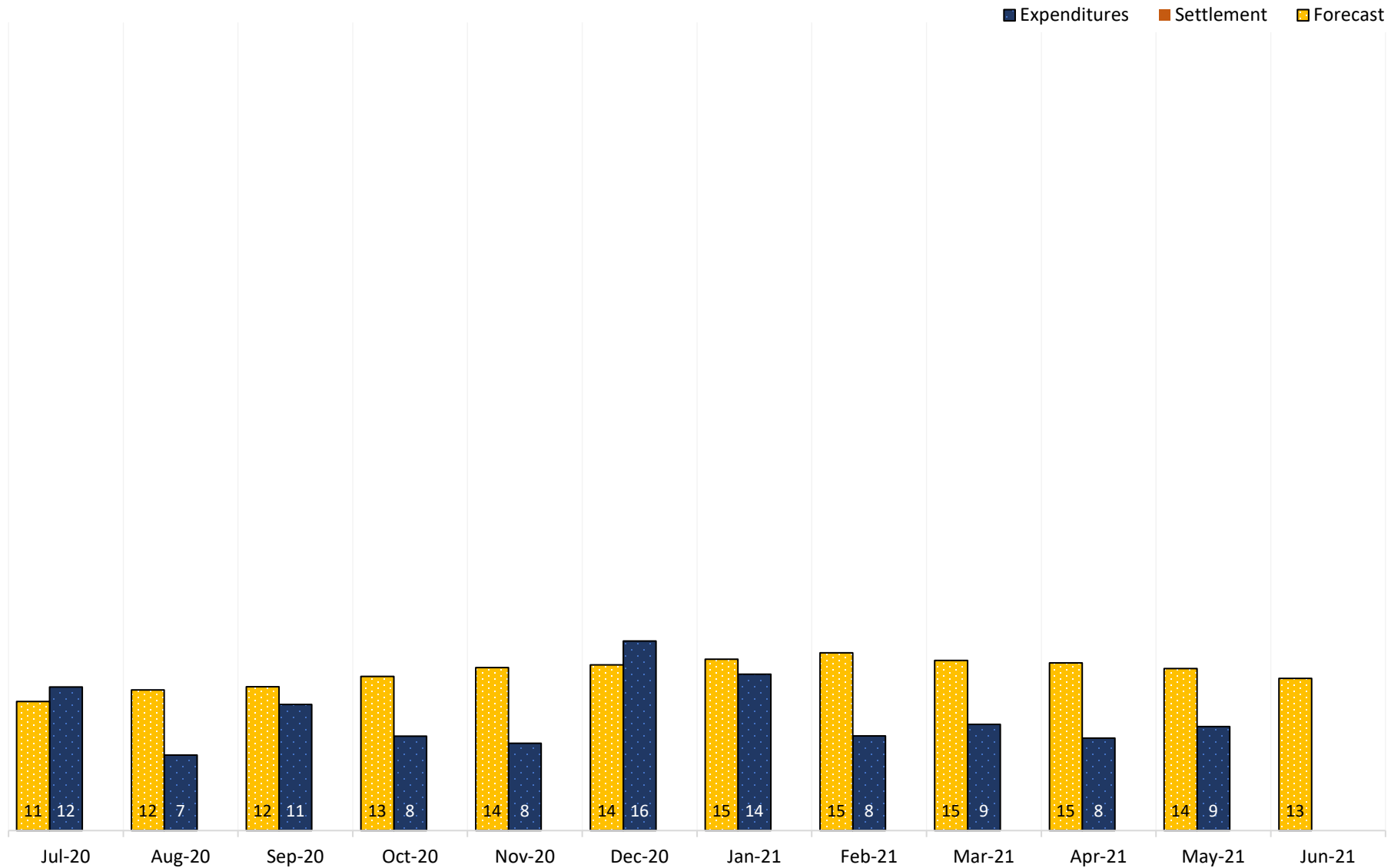
Description	Percentage
Time:	86.5%
Dollars:	43.9%

Notes:

- Information in this section is coming from data provided by the Project and Construction Management (PCM) – Monthly Status Report.
- The tables above remain at Revised Baseline Schedules (RBS) Revision 1 data.
- Revised Baseline Schedules (RBS) Revision 2 Current Forecast Substantial Completion Date (Pending executed change order) – June 22, 2022.
- Calendar Days.

CP 4 – Design-Build Planned vs. Actual Expenditures – Near Term

CP 4 – Fiscal Year Expenditures (\$ Millions)



Notes:

1. The chart above remains at Revised Baseline Schedules (RBS) Revision 1 data.
2. Expenditures in the chart above are specific to the Design-Builder production and based on the Capital Outlay and Expenditure Report.
3. ROW acquisitions have been delayed at various locations, environmental compliance issues, and utilities clearance conflicts have impacted the construction progression in the northern and central segments.

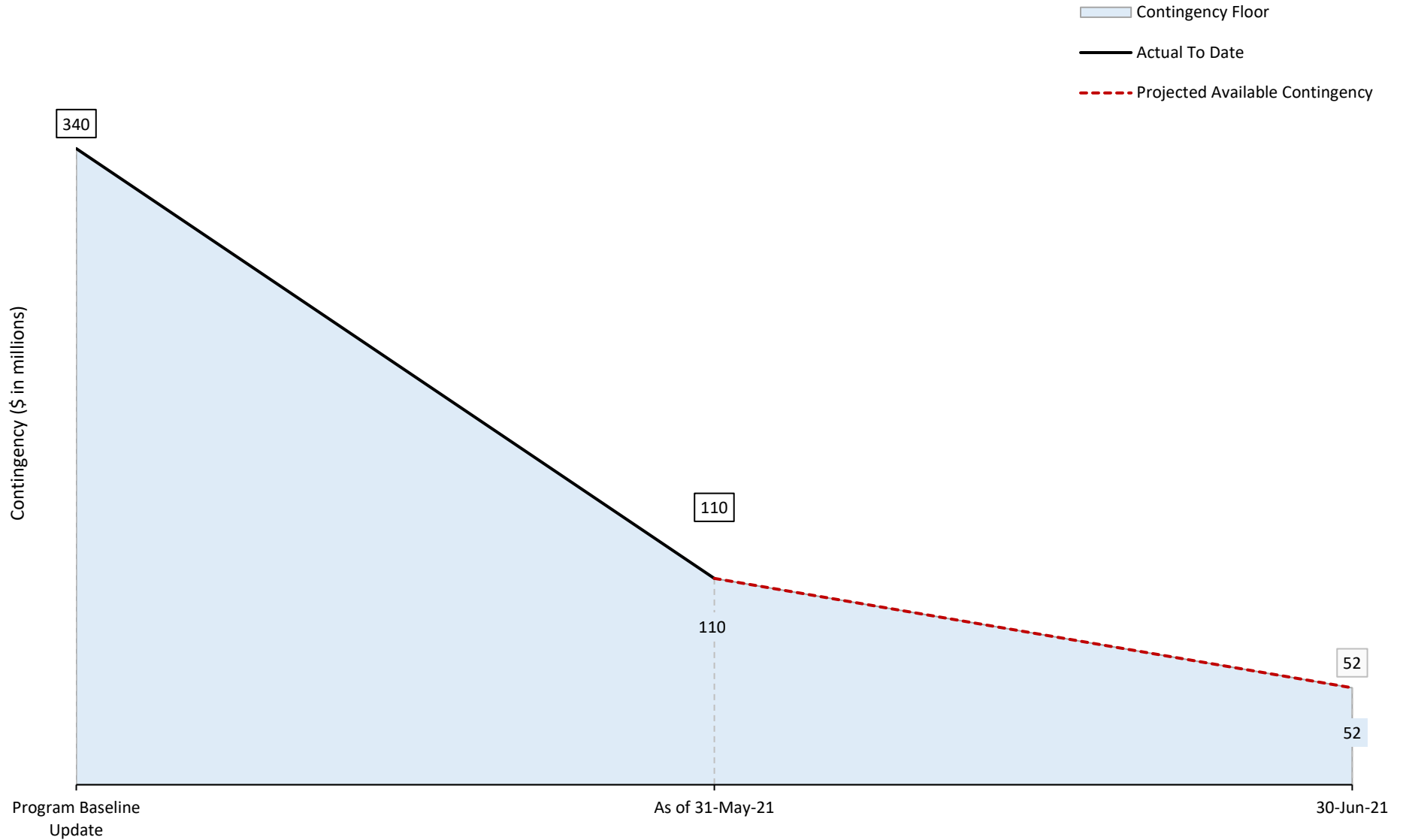
CP 4 – Executed Change Order Status

CP 4 – Executed Change Order Status

CO Number	Title	Change Status	Amount	Executed Date
	None		\$0.00	
Total:			\$0.00	

CP 4 – Risk - Contingency Report

CP 4 – Risk - Contingency Report

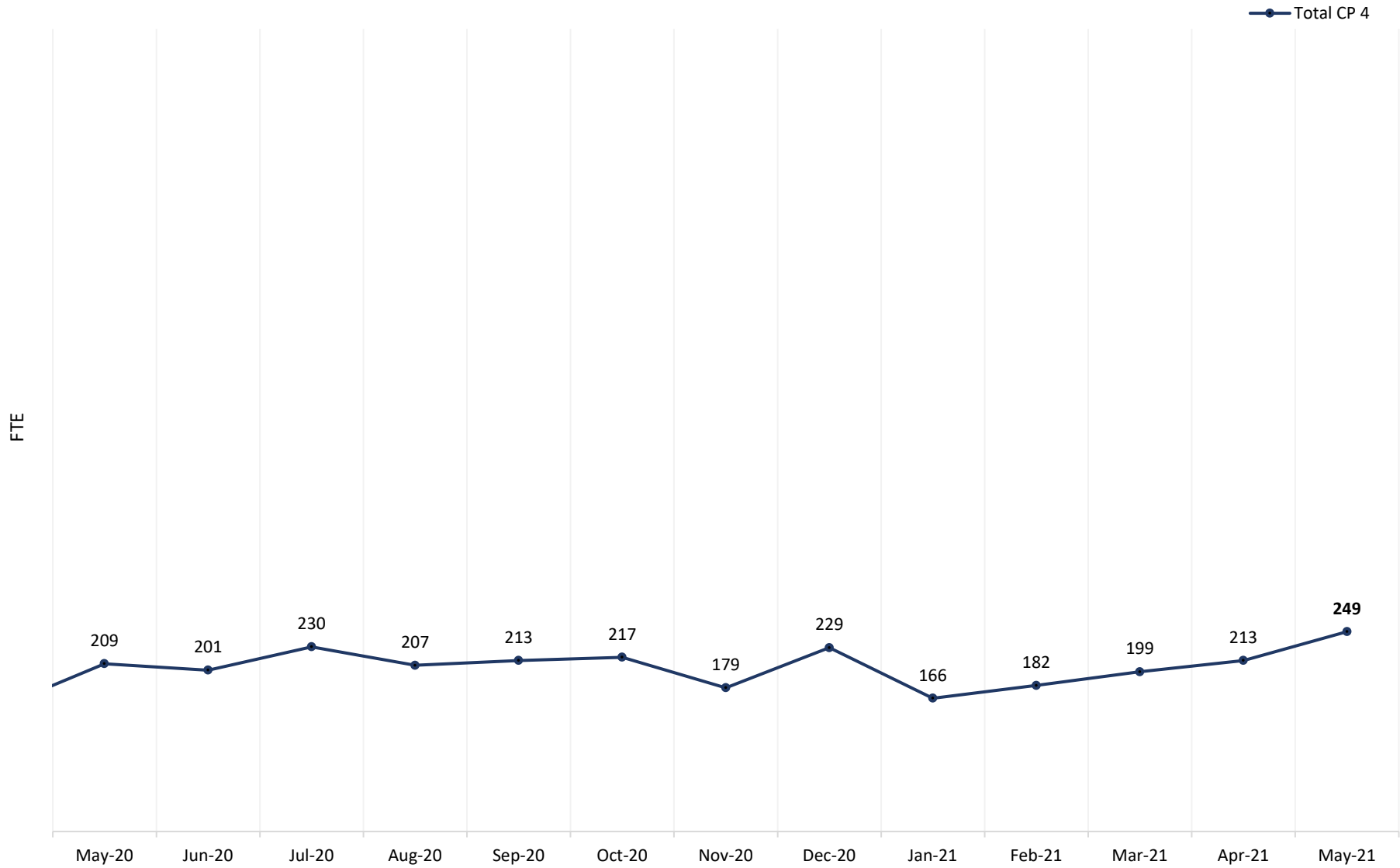


Notes:

1. The chart above remains at Revised Baseline Schedules (RBS) Revision 1 data.
2. The Program Baseline Update was presented to and accepted by the Board in May 2019. The adoption of the Program Baseline Update resulted in changes to contingency amounts. The contingency drawdown curve has been revised to reflect projected contingency amount for the entire CP 4 project through the completion of FY2020-21.

CP 4 – Monthly Construction Workforce Total

CP 4 – Monthly Construction Workforce Total – Actual

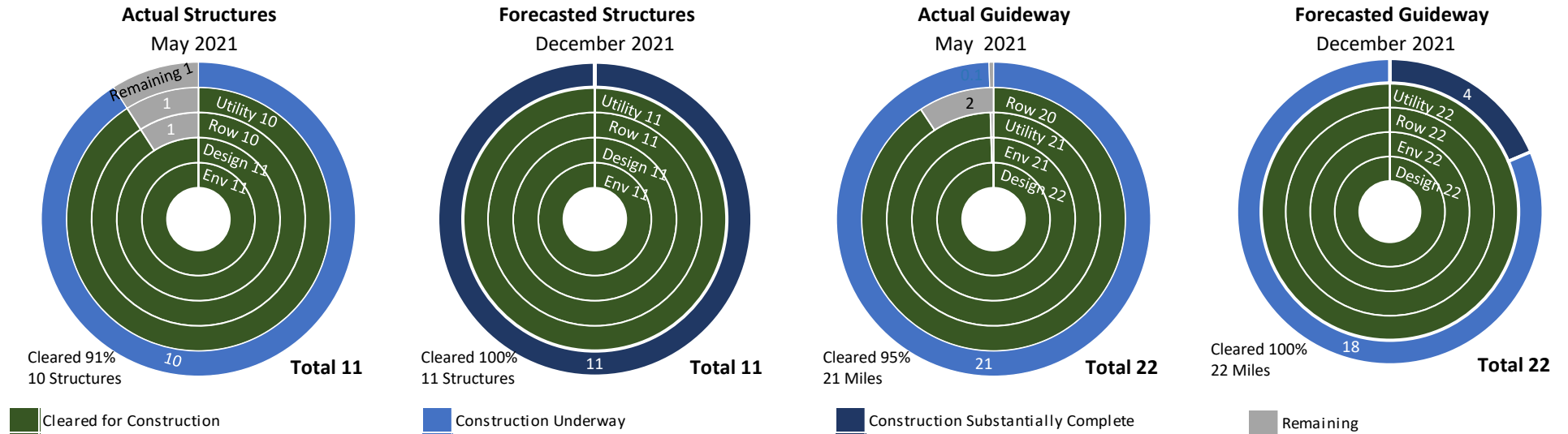


Notes:

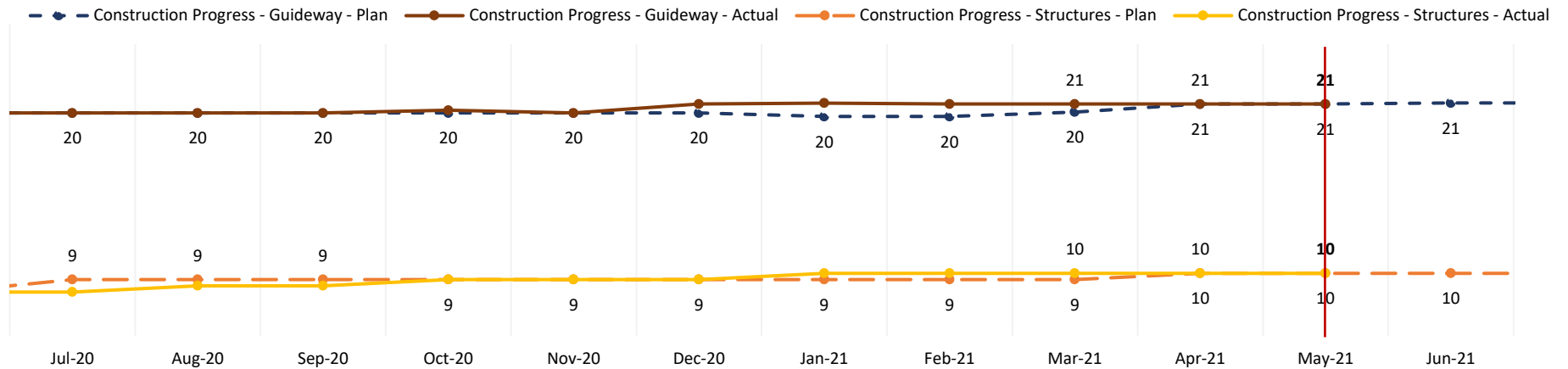
1. The construction labor numbers (full-time employees) are based on the working calendar month.
2. June 2020's total was overstated (225) and has been corrected to 201.
3. The data represents the overall total on a per working calendar month average status.

CP 4 – Construction Progress

CP 4 – Construction Progress



CP 4 – Construction Progress to Completion – Planned vs. Actual



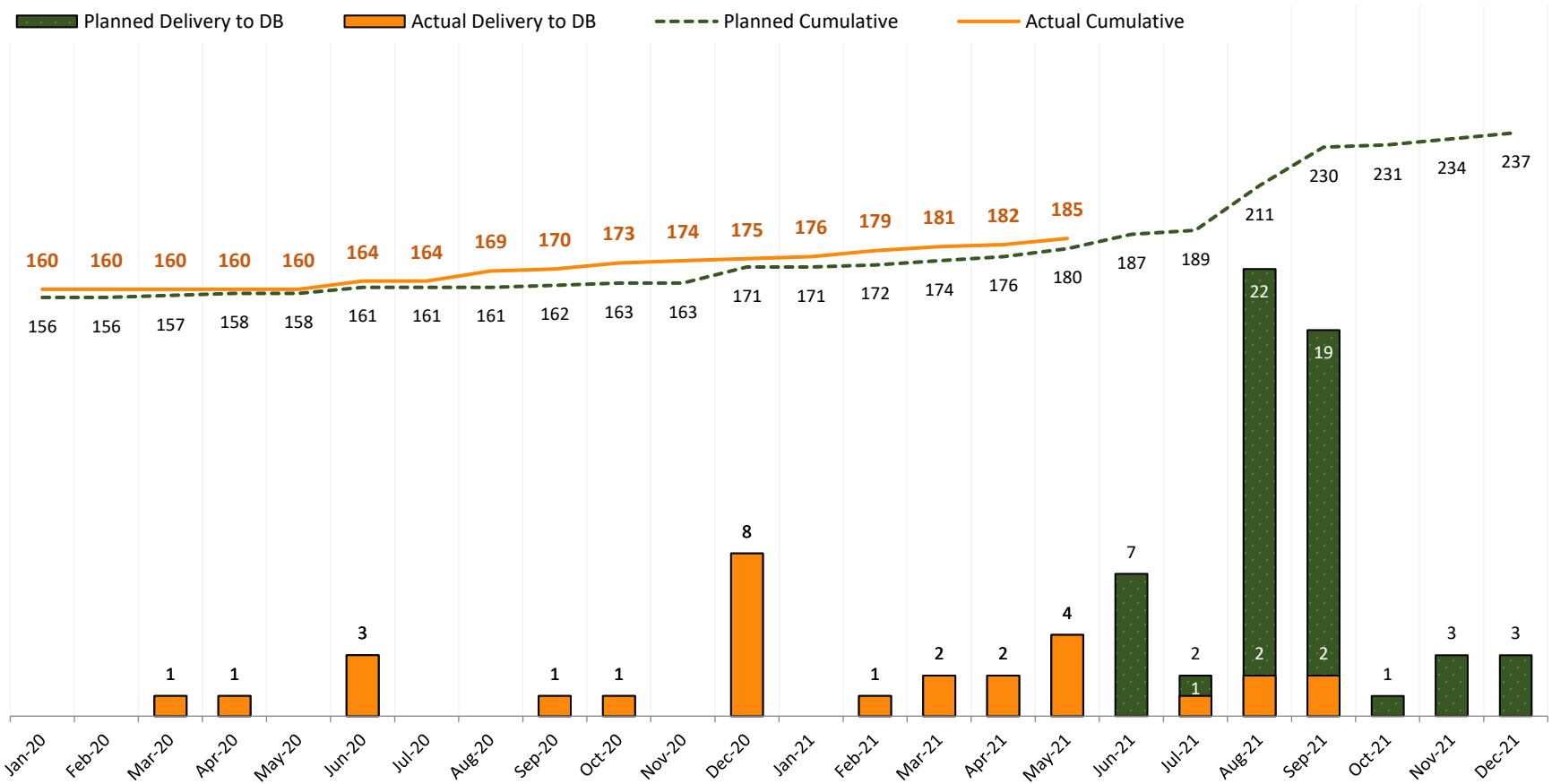
Notes:

- The chart above incorporates Revised Baseline Schedules (RBS) Revision 2 data.
- Total Structures: 11 structures:
 - 10 structures underway/substantially complete. On plan.
- Total Guideway: 21 miles. The actual miles for CP 4 are 21.5 miles but rounded to 22 miles for consistency in reporting:
 - 21 miles underway/substantially complete. On plan.

CP 4 – Right-of-Way (ROW) Summary

Construction Package	Total Needed Parcels May 31, 2021	Total Parcels Delivered to Date May 31, 2021	Remaining Parcels to be Delivered May 31, 2021
CP 4	237	185	52

CP 4 – Parcel Delivery to Design-Builder (DB) Summary



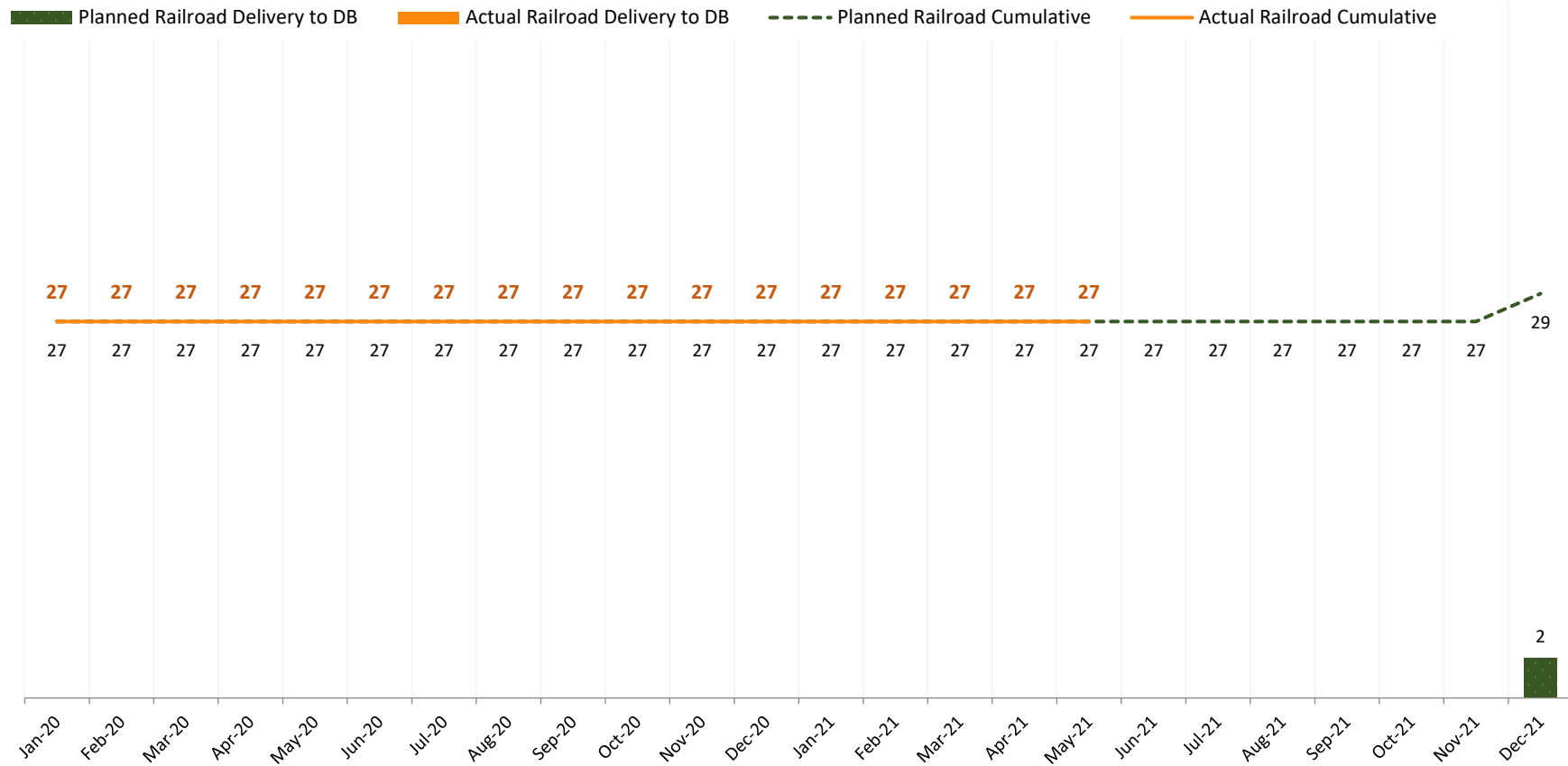
Notes:

1. This reflects the current Revised Baseline Schedules (RBS) Revision 2 for CP 4.
2. Actual cumulative line for May 2021 reflects delivered parcels that are forecasted in future months.

CP 4 – Right-of-Way (ROW) Railroad Summary

Construction Package	Total Needed Railroad Parcels May 31, 2021	Total Railroad Parcels Delivered to Date May 31, 2021	Remaining Railroad Parcels to be Delivered May 31, 2021
CP 4	29	27	2

CP 4 – Railroad Parcel Delivery to Design-Builder (DB) Summary

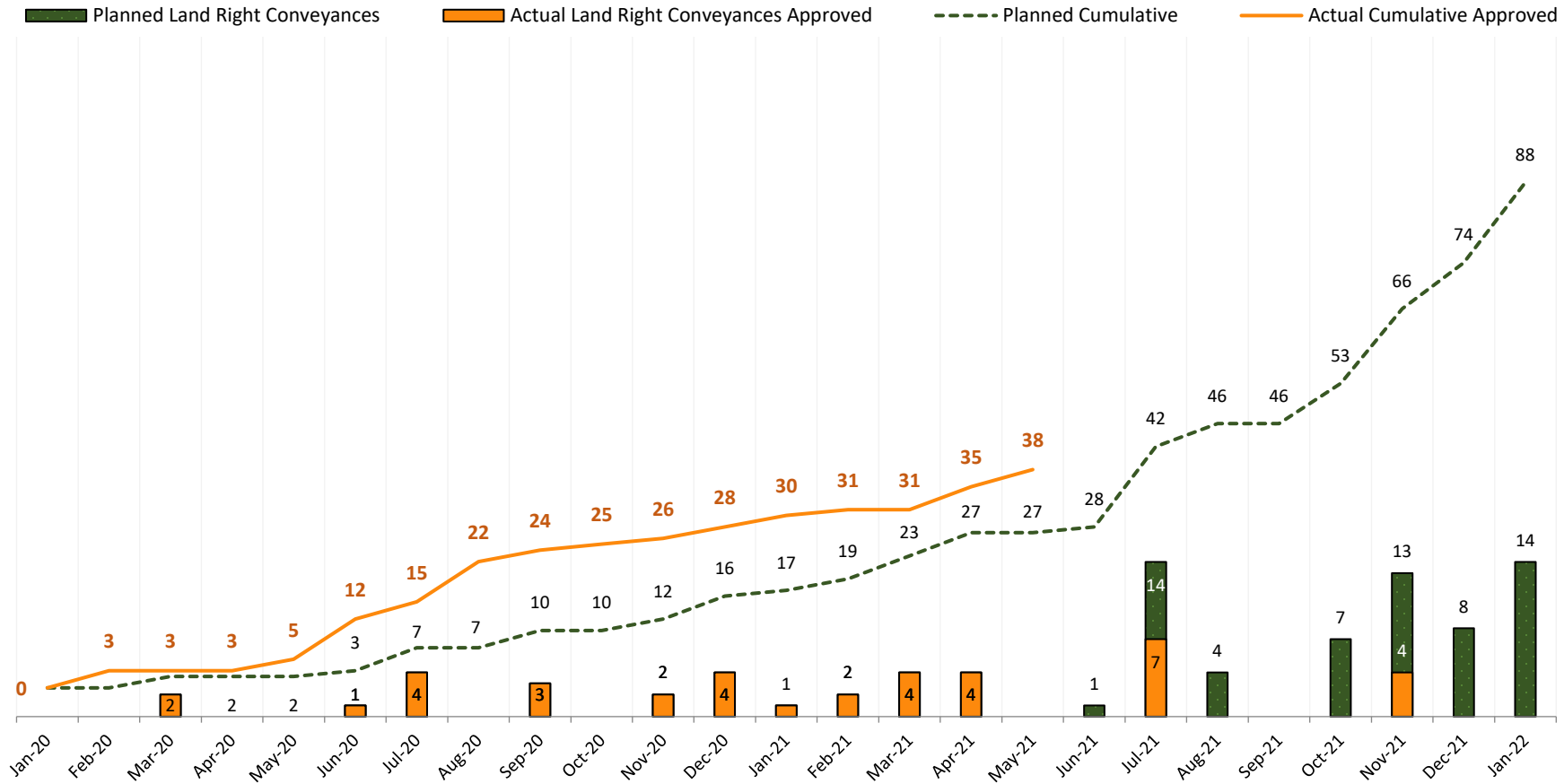


- Notes:**
1. This reflects the current Railroad Revised Baseline Schedules (RBS) Revision 2 for CP 4.

CP 4 – Tier 1 Land Right Conveyances Required Prior to Construction (PG&E, SCE, FID, FMFCD) Summary

Construction Package	Total Needed Land Right Conveyances May 31, 2021	Total Land Right Conveyances Approved ⁽⁴⁾ to Date May 31, 2021	Remaining Land Right Conveyances to be Approved May 31, 2021
CP 4	88	38	50

CP 4 – Tier 1 Land Right Conveyances Required Prior to Construction (PG&E, SCE, FID, FMFCD) Summary



Notes:

1. This projection has been revised based on the Revised Baseline Schedules (RBS) Revision 2 for CP 4.
2. Actual Cumulative for May 2021 includes completed land right conveyances that are forecasted in future months.
3. The term "Approved" is defined as land right conveyances with Director of Real Property for signature, PG&E for signature, or recorded.
4. Five Tier 1 Land Right Conveyances added and two no longer required prior to construction in CP4. Net increase of three land right conveyances.

Project Development Schedule – Record of Decision (ROD)

Project Development Schedule (to ROD)

Program Priority	Segment	Progress	Complete Purpose & Need Statement		Complete Alternatives Analysis		Board Concurrence of Preliminary Preferred Alt. Draft EIR/EIS		Publish Draft EIR/EIS		Publish Final EIS & Obtain ROD		Date EIR/EIS To Be Completed	
			Last Month	Current	Last Month	Current	Last Month	Current	Last Month	Current	Last Month	Current	Last Month	Current
Document Complete	Merced to Fresno	Plan Forecast % Complete	Complete Complete 100%	Complete Complete 100%	Complete Complete 100%	Complete Complete 100%	Complete Complete 100%	Complete Complete 100%	Complete Complete 100%	Complete Complete 100%	Complete Complete 100%	Complete Complete 100%	Complete Complete 100%	Complete Complete 100%
Document Complete	Fresno to Bakersfield	Plan Forecast % Complete	Complete Complete 100%	Complete Complete 100%	Complete Complete 100%	Complete Complete 100%	Complete Complete 100%	Complete Complete 100%	Complete Complete 100%	Complete Complete 100%	Complete Complete 100%	Complete Complete 100%	Complete Complete 100%	Complete Complete 100%
Document Complete	CV Electrical Interconnections	Plan Forecast % Complete	Complete Complete 100%	Complete Complete 100%	Complete Complete 100%	Complete Complete 100%	Complete Complete 100%	Complete Complete 100%	Complete Complete 100%	Complete Complete 100%	Complete Complete 100%	Complete Complete 100%	Complete Complete 100%	Complete Complete 100%
Document Complete	Locally Generated Alternative (F-B)	Plan Forecast % Complete	Complete Complete 100%	Complete Complete 100%	Complete Complete 100%	Complete Complete 100%	Complete Complete 100%	Complete Complete 100%	Complete Complete 100%	Complete Complete 100%	Complete Complete 100%	Complete Complete 100%	Complete Complete 100%	Complete Complete 100%
Document Complete	Central Valley Wye (M-F)	Plan Forecast % Complete	Complete Complete 100%	Complete Complete 100%	Complete Complete 100%	Complete Complete 100%	Complete Complete 100%	Complete Complete 100%	Complete Complete 100%	Complete Complete 100%	Complete Complete 100%	Complete Complete 100%	Complete Complete 100%	Complete Complete 100%
1	San Francisco to San Jose	Plan Forecast % Complete	Complete Complete 100%	Complete Complete 100%	Complete Complete 100%	Complete Complete 100%	Complete Complete 100%	Complete Complete 100%	Complete Complete 100%	Complete Complete 100%	Jun-21 Mar-22 49%	Jun-22 Apr-22 ⁽¹⁾ 53%	Mar-22	Apr-22
2	San Jose to Merced	Plan Forecast % Complete	Complete Complete 100%	Complete Complete 100%	Complete Complete 100%	Complete Complete 100%	Complete Complete 100%	Complete Complete 100%	Complete Complete 100%	Complete Complete 100%	Apr-21 Jan-22 56%	Mar-22 Jan-22 61%	Jan-22	Jan-22
3	Los Angeles to Anaheim	Plan Forecast % Complete	Complete Complete 100%	Complete Complete 100%	Complete Complete 100%	Complete Complete 100%	Complete Complete 100%	Complete Complete 100%	May-22 Feb-22 94%	May-22 Feb-22 94%	Jun-23 Mar-23 0%	Jun-23 Mar-23 ⁽²⁾ 0%	Mar-23	Mar-23
4	Burbank to Los Angeles	Plan Forecast % Complete	Complete Complete 100%	Complete Complete 100%	Complete Complete 100%	Complete Complete 100%	Complete Complete 100%	Complete Complete 100%	Complete Complete 100%	Complete Complete 100%	Dec-21 Sep-21 73%	Dec-21 Nov-21 ⁽³⁾ 76%	Sep-21	Nov-21
5	Palmdale to Burbank	Plan Forecast % Complete	Complete Complete 100%	Complete Complete 100%	Complete Complete 100%	Complete Complete 100%	Complete Complete 100%	Complete Complete 100%	Feb-20 Sep-21 75%	Sep-21 Sep-21 79%	Aug-21 Oct-22 0%	Dec-22 Oct-22 ⁽⁴⁾ 0%	Oct-22	Oct-22
6	Bakersfield to Palmdale	Plan Forecast % Complete	Complete Complete 100%	Complete Complete 100%	Complete Complete 100%	Complete Complete 100%	Complete Complete 100%	Complete Complete 100%	Complete Complete 100%	Complete Complete 100%	Feb-21 Jun-21 86%	Jun-21 Aug-21 ⁽⁵⁾ 88%	Jun-21	Aug-21
7	HMF	Plan Forecast % Complete	Complete Complete 100%	Complete Complete 100%	Complete Complete 100%	Complete Complete 100%	Apr-16 TBD 0%	Apr-16 TBD 0%	Sep-16 TBD 0%	Sep-16 TBD 0%	Feb-21 TBD 0%	Feb-21 TBD 0%	TBD	TBD

Notes:

- Four-week extension to address comments and future Millbrae Station Reduced Site Plan (MSRSP) baseline concerns associated with the FJ Revised Draft EIR/Supplemental Draft EIS (RDEIS/SDEIS).
- Schedule adjustments are being reviewed for incorporation next month.
- Six-week delay reflected this month due to design refinements at Metrolink Central Maintenance Facility (CMF).
- Publication of draft corrected to address delay due to additional consultation with the U.S. Army Corps of Engineers (USACE) and U.S. Environmental Protection Agency (EPA). Fifteen-month delay in delivery of ROD because of additional design and analysis for developing the avoidance alternative at Una Lake, to provide additional review by National Environmental Policy Act (NEPA) Assignment Team before CEO signature, incorporate internal resource constraints, remove the Palmdale subsection, and a reassessment of the end date of Step 6. (Mitigations for minimizing delays are being evaluated.) The Draft EIR/EIS publication will need to follow the B-P ROD and schedule has been revised to accommodate B-P ROD approval.
- Six-month delay due to design revision to accommodate Cesar Chavez National Monument (CCNM), delayed agency comments on Administrative Final EIR/EIS, and full incorporation of a modified V30 Legal and Environmental Review Process (two-months and three weeks); an additional delay to produce a focused recirculation of the Draft EIR/EIS to incorporate the change in species status for the monarch butterfly and mountain lion (seven weeks); and an additional delay related to scheduling the two day Board meeting (from June) to August 2021 (seven weeks).

Project Development – Key Actions

In May 2021, the Authority continued responding to comments and preparing San Francisco to San Jose and San Jose to Merced RDEIR/SDEIS and Administrative Final EIR/EIS; accepted comments during the 45-day public comment period for the San Jose to Merced RDEIR/SDEIS; incorporated Bakersfield to Palmdale RDEIR/SDEIS content and comment-responses into the Final EIR/EIS. Completed legal and technical reviews for the Final EIR/EIS in advance of Authority approvals. Finalized noticing materials for the Section 106 meeting in Lancaster. Continued coordination with FRA to monitor comments during public review period for draft General Conformity Determination; completed responses to agency, NAT and held over-the-shoulder reviews with commenters from previous versions of the Palmdale to Burbank Administrative Draft EIR/EIS; began preparation of the Burbank to Los Angeles Final EIR/EIS; and continued integration of technical content from BNSF into the Los Angeles to Anaheim Administrative Draft EIR/EIS.

Project Development – Key Actions Summary

Project Section	Key Actions
San Francisco to San Jose	<p>Continued sequential reviews by ES, NAT, and Legal of 2,121 individual responses to public comments on Draft EIR/EIS. Batch 2 and 3 were delivered for review on May 7, and May 21.</p> <p>Administrative Draft RDEIR/SDEIS #2 was submitted for internal review on May 28. Preparing for 45-day public circulation in July 2021.</p> <p>A four-week extension on the Final EIR/EIS schedule (March 2022 to April 2022) due to greater number of HSRA review comments and future Millbrae Station Reduced Site Plan (MSRP) baseline concerns associated with the FJ RDEIS/SDEIS.</p>
San Jose to Merced	<p>Published the RDEIR/SDEIS on April 23 for a 45-day public review ending June 9, 2021.</p> <p>ES, NAT and Legal have completed review of revised responses to comments and the Administrative Final EIR/EIS #2 for submittal to Cooperating and Responsible Agencies on June 22, 2021.</p> <p>Program-wide guidance for OCS bird electrocution avoidance configuration (BEAC) is being finalized based on USFWS and CDFW agency comments.</p>
Central Valley Wye	<p>Executed agreements with County of Madera, City of Chowchilla and Fairmead Community and Friends for implementation of EJ mitigation measures.</p> <p>Tolling Agreement in place until June 25 with City of Madera as discussions continue.</p> <p>Permitting for the Central Valley Wye will progress following Board action on the Merced and Bakersfield extensions.</p>
Locally Generated Alternative	<p>Permitting for the Locally Generated Alternative will progress following Board action on the Merced and Bakersfield extensions.</p>
Bakersfield to Palmdale	<p>Incorporated RDEIR/SDEIS content and comment-responses into the Final EIR/EIS. Completed legal and technical reviews for the Final EIR/EIS in advance of Authority approvals.</p> <p>Finalized noticing materials for the Section 106 meeting in Lancaster.</p> <p>Continued to advance Section 7 and other permitting activities related to ROD.</p> <p>Board Approval Meeting for this section was moved from June 30, 2021 to August 18-19, 2021 to enable comment response finalization and GCD posting.</p>

<p>Palmdale to Burbank</p>	<p>Completed responses to NAT & the Cooperative Agency comments on their review of the Administrative Draft EIR/EIS.</p> <p>HSR and RC continue working on Checkpoint C (e.g., coordination of rolling revisions between permitting, legal, and the RC; workshops regarding rolling comments).</p> <p>Held second ‘touch-point’ meeting to continue assessing the progress made on responding to the outstanding comments on the Draft EIR/EIS & executing the plan on delivering a quality submittal (June 18).</p>
<p>Burbank to Los Angeles</p>	<p>Released the Administrative Final EIR/EIS to Cooperating and Responsible Agencies for review on March 31, 2021. Received comments through May 18, 2021.</p> <p>Began preparing the Final EIR/EIS, which includes addressing comments on the Administrative Final EIR/EIS.</p> <p>Continued work on design refinements including the Main Street grade separation and relocation of extraction wells.</p> <p>The schedule to deliver the Final EIR/EIS has shifted six weeks (September 2021 to November 2021) to incorporate a decision to retain Progressive Maintenance functions at Metrolink’s Central Maintenance Facility instead of moving those functions to the Eastern Maintenance Facility.</p>
<p>Los Angeles to Anaheim</p>	<p>ES and NAT continued a rolling review of available chapters and technical reports for the assembled Administrative Draft EIR/EIS.</p> <p>Continued integrating additional revised environmental deliverables from BNSF pertaining to the Colton and Lenwood project components into the LA-A assembled Administrative Draft EIR/EIS.</p> <p>Continued draft PEPD reviews with external stakeholders.</p>