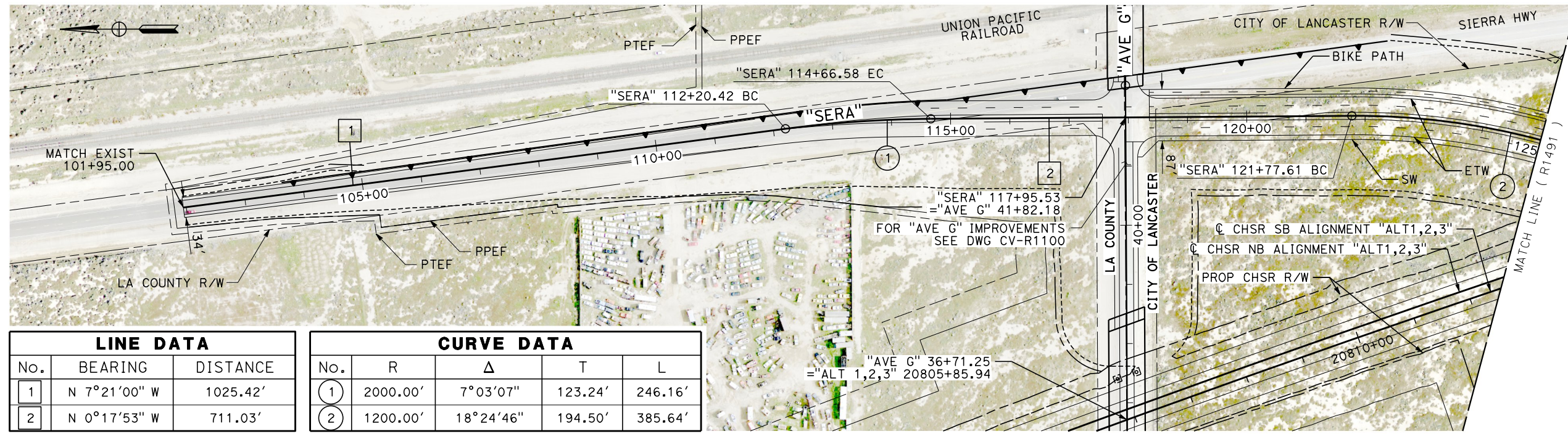


Projects\701206.00_CHSRBP\00_CADD\Sheet_Files\CV\BP-CV-R1490

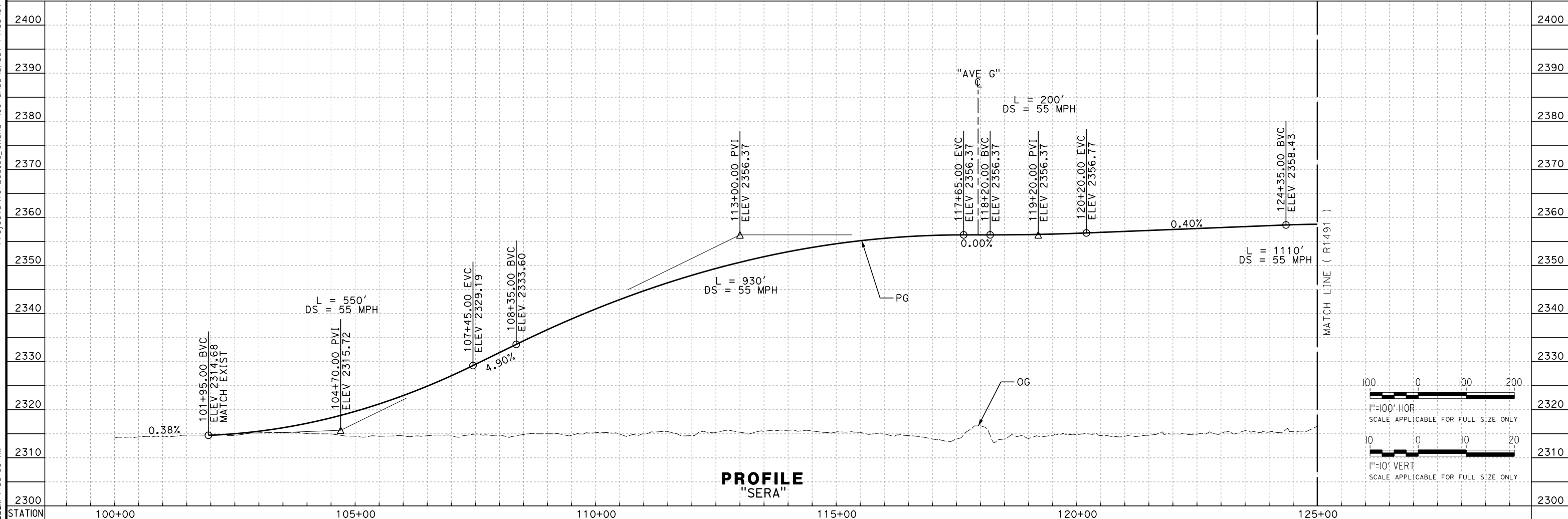
e:\a\ba\balwin\01\13\2020\01\15:51:08 AM



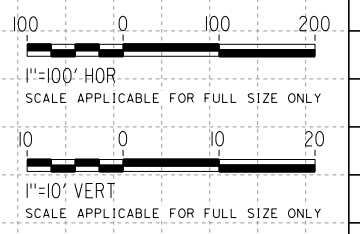
LINE DATA		
No.	BEARING	DISTANCE
1	N 7°21'00" W	1025.42'
2	N 0°17'53" W	711.03'

CURVE DATA				
No.	R	Δ	T	L
1	2000.00'	7°03'07"	123.24'	246.16'
2	1200.00'	18°24'46"	194.50'	385.64'

PLAN



PROFILE "SERA"



REV	DATE	BY	CHK	APP	DESCRIPTION

DESIGNED BY
G. BROCKLEHURST
DRAWN BY
E. BALDWIN
CHECKED BY
D. HOLMAN
IN CHARGE
G. CAMPBELL
DATE
01/29/2021

**RECORD SET
PEPD
SUBMITTAL**

**NOT FOR
CONSTRUCTION**

TYLIN INTERNATIONAL



**CALIFORNIA HIGH-SPEED RAIL PROJECT
BAKERSFIELD TO PALMDALE**

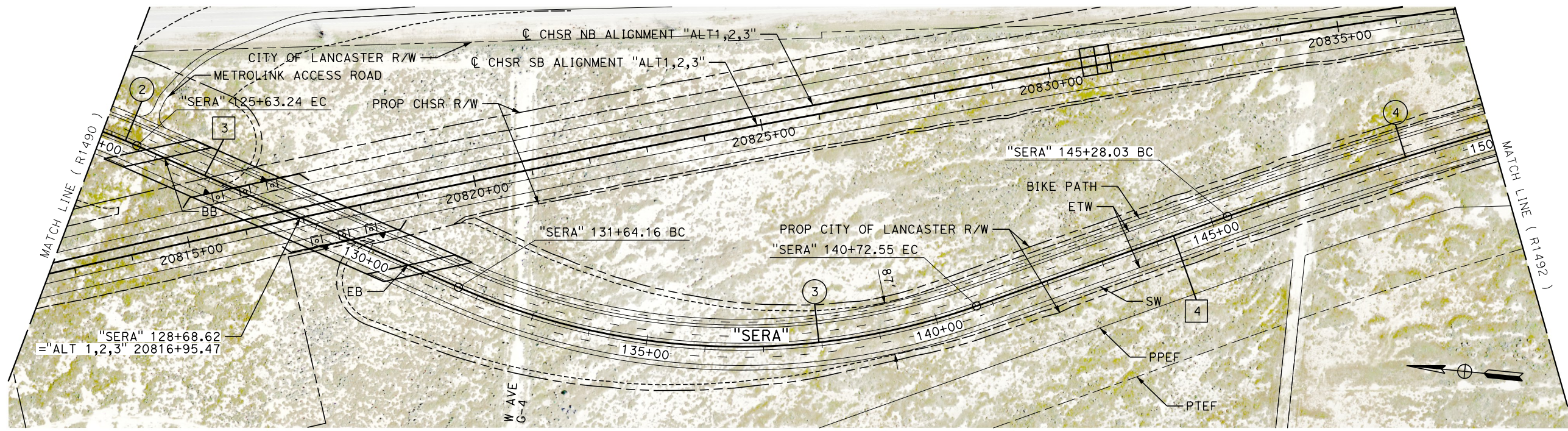
ALTERNATIVE 1,2,3
ROADWAY
SIERRA HIGHWAY
PLAN AND PROFILE

CONTRACT NO.
HSR13-44

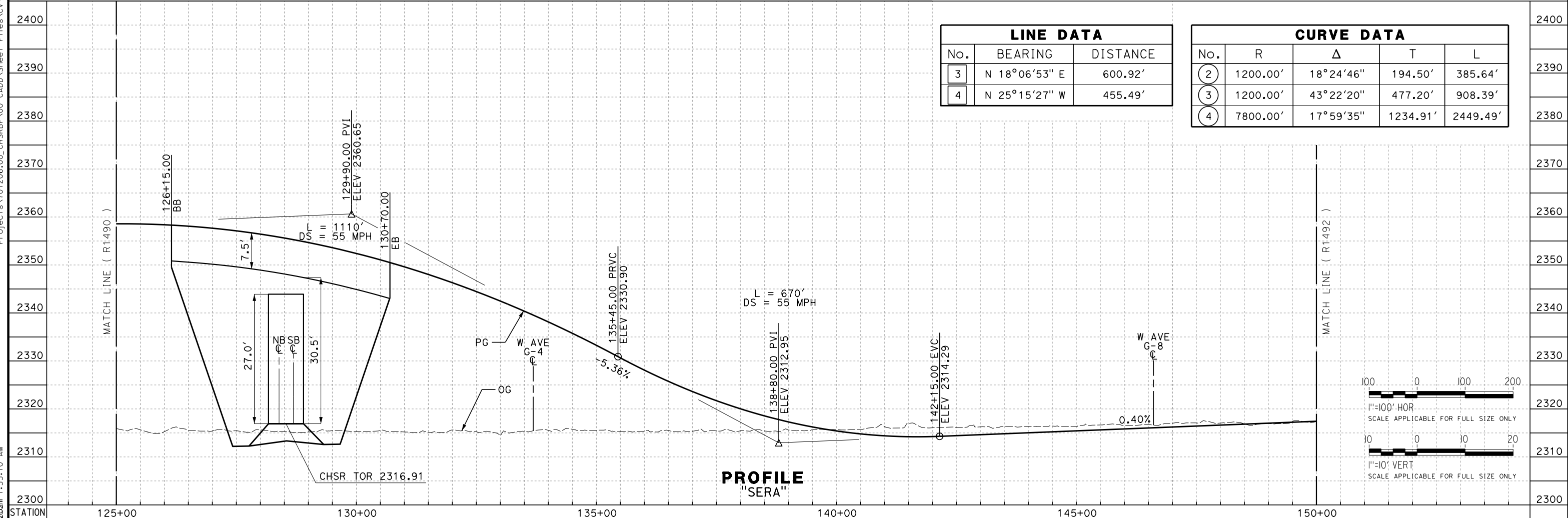
DRAWING NO.
CV-R1490

SCALE
AS SHOWN

SHEET NO.
336



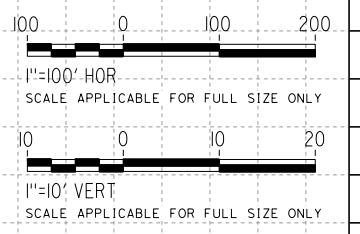
PLAN



PROFILE "SERA"

LINE DATA		
No.	BEARING	DISTANCE
3	N 18°06'53" E	600.92'
4	N 25°15'27" W	455.49'

CURVE DATA				
No.	R	Δ	T	L
2	1200.00'	18°24'46"	194.50'	385.64'
3	1200.00'	43°22'20"	477.20'	908.39'
4	7800.00'	17°59'35"	1234.91'	2449.49'



REV	DATE	BY	CHK	APP	DESCRIPTION

DESIGNED BY
G. BROCKLEHURST
DRAWN BY
E. BALDWIN
CHECKED BY
D. HOLMAN
IN CHARGE
G. CAMPBELL
DATE
01/29/2021

**RECORD SET
PEPD
SUBMITTAL**

**NOT FOR
CONSTRUCTION**



**CALIFORNIA HIGH-SPEED RAIL PROJECT
BAKERSFIELD TO PALMDALE**

ALTERNATIVE 1,2,3
ROADWAY
SIERRA HIGHWAY
PLAN AND PROFILE

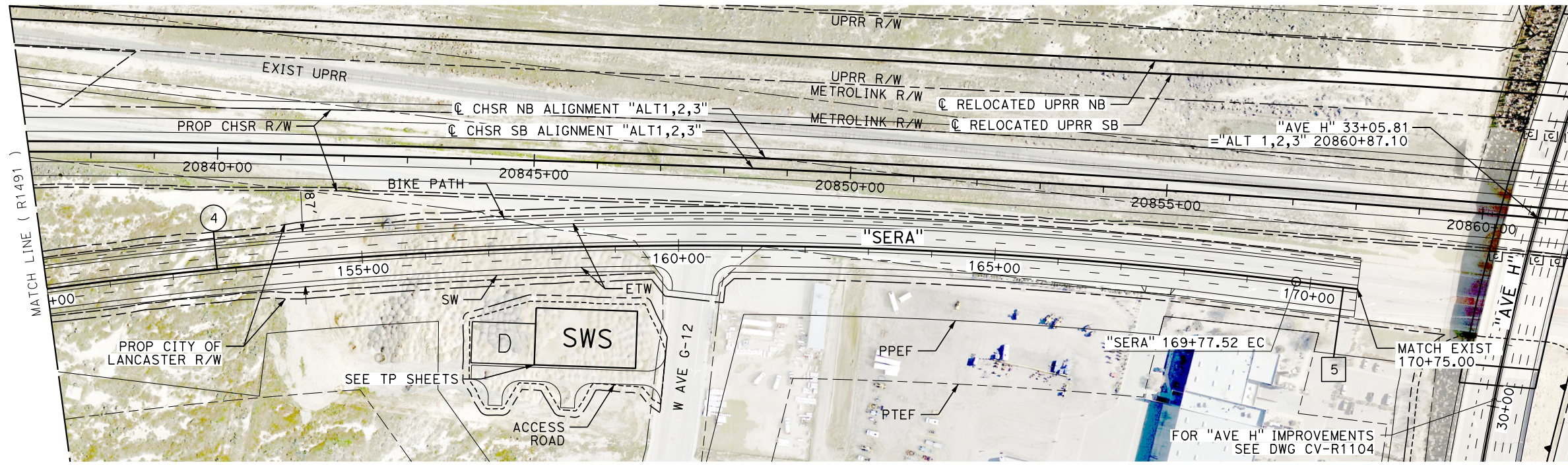
CONTRACT NO.
HSR13-44

DRAWING NO.
CV-R1491

SCALE
AS SHOWN

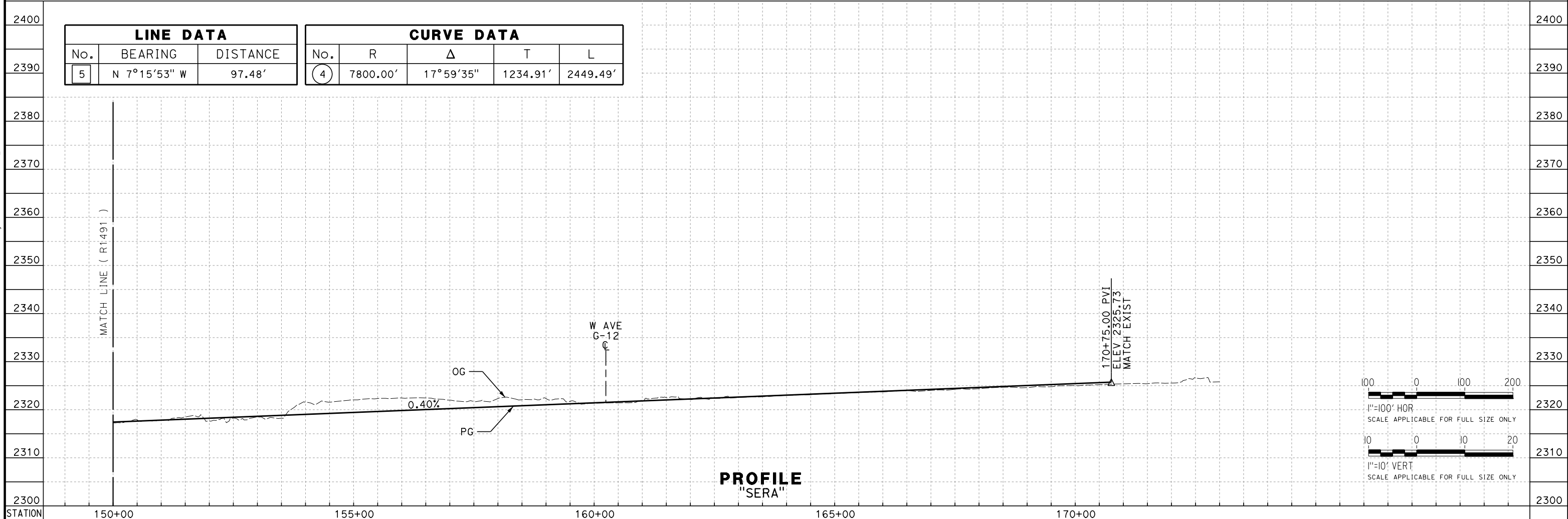
SHEET NO.
337

Projects\01206\00_CHSRBP\00_CADD\Sheet Files\CV\BP-CV-R1491
e:\na.baldwin\01206\00\1:55:10 AM

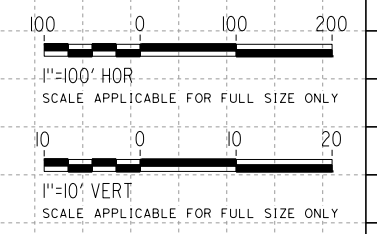


PLAN

LINE DATA			CURVE DATA				
No.	BEARING	DISTANCE	No.	R	Δ	T	L
5	N 7°15'53" W	97.48'	4	7800.00'	17°59'35"	1234.91'	2449.49'



PROFILE
"SERA"



REV	DATE	BY	CHK	APP	DESCRIPTION

DESIGNED BY
G. BROCKLEHURST
DRAWN BY
E. BALDWIN
CHECKED BY
D. HOLMAN
IN CHARGE
G. CAMPBELL
DATE
01/29/2021

RECORD SET
PEPD
SUBMITTAL

NOT FOR
CONSTRUCTION

TYLIN INTERNATIONAL



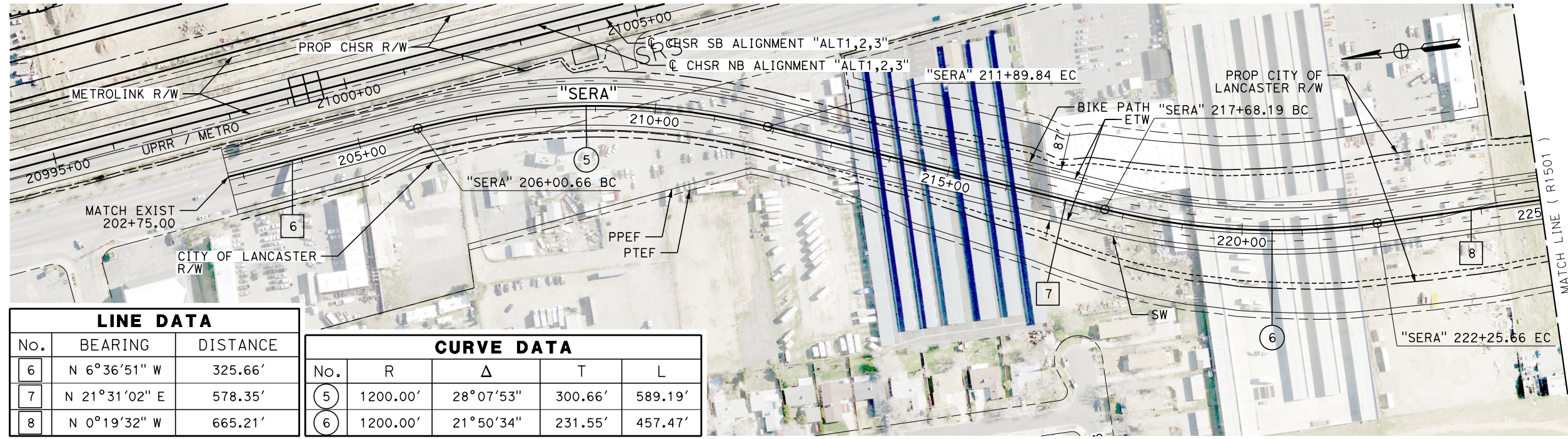
CALIFORNIA HIGH-SPEED RAIL PROJECT
BAKERSFIELD TO PALMDALE
ALTERNATIVE 1,2,3
ROADWAY
SIERRA HIGHWAY
PLAN AND PROFILE

CONTRACT NO.
HSR13-44
DRAWING NO.
CV-R1492
SCALE
AS SHOWN
SHEET NO.
338

Projects\T01206\00_CHSRBP\00_CADD\Sheet_Files\CV\BP-CV-R1492
e:\na.baldwin\1312020\1:56:26 AM

Projects\701206.00_CHSRBP\00_CADD\Sheet Files\CV\BP-CV-R1500

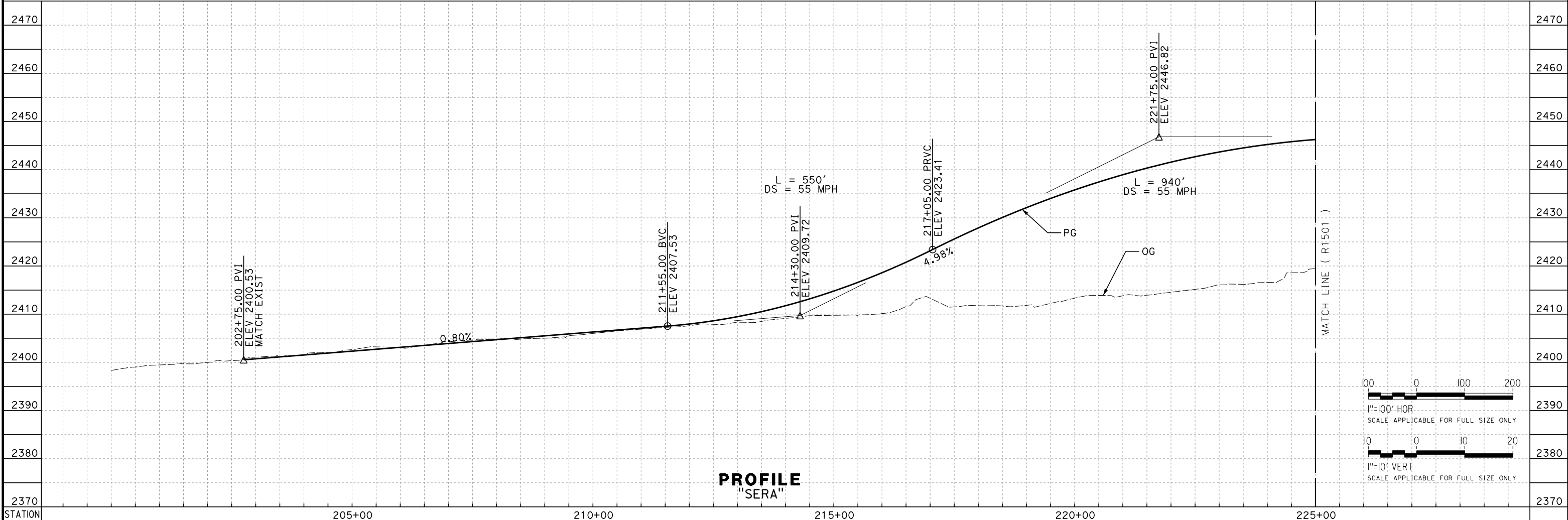
e:\a\ba\balcawin\701206\00\1:54:24 AM



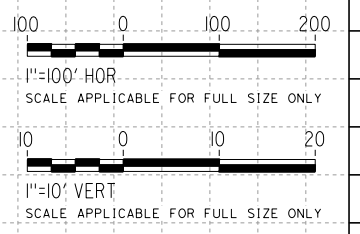
LINE DATA		
No.	BEARING	DISTANCE
6	N 6°36'51" W	325.66'
7	N 21°31'02" E	578.35'
8	N 0°19'32" W	665.21'

CURVE DATA				
No.	R	Δ	T	L
5	1200.00'	28°07'53"	300.66'	589.19'
6	1200.00'	21°50'34"	231.55'	457.47'

PLAN



PROFILE "SERA"



REV	DATE	BY	CHK	APP	DESCRIPTION

DESIGNED BY
G. BROCKLEHURST
DRAWN BY
E. BALDWIN
CHECKED BY
D. HOLMAN
IN CHARGE
G. CAMPBELL
DATE
01/29/2021

**RECORD SET
PEPD
SUBMITTAL**

**NOT FOR
CONSTRUCTION**

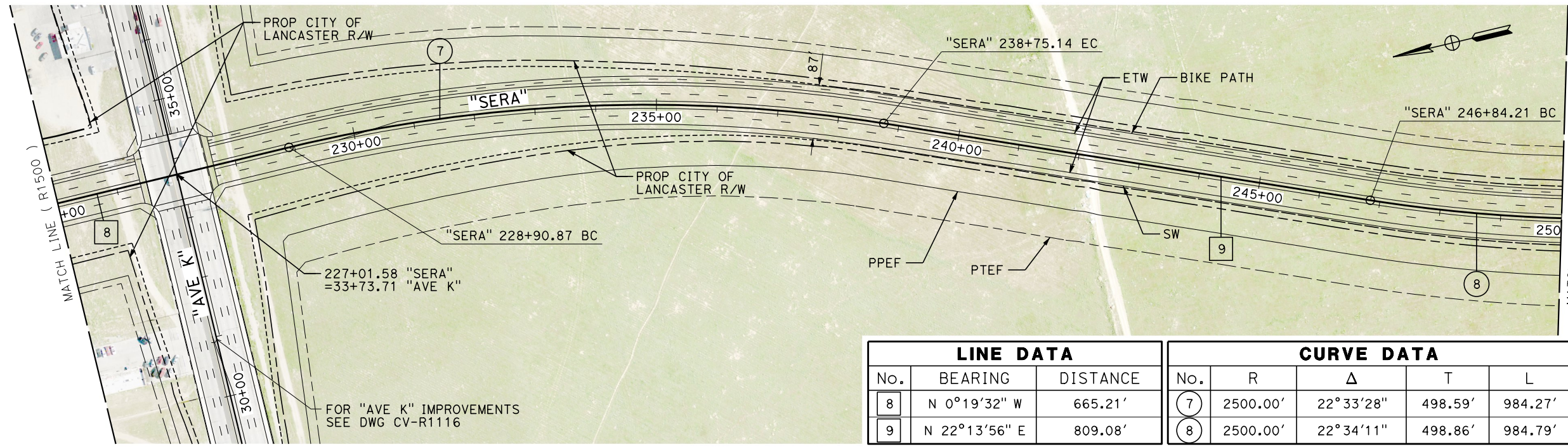


**CALIFORNIA HIGH-SPEED RAIL PROJECT
BAKERSFIELD TO PALMDALE**
ALTERNATIVE 1,2,3
ROADWAY
SIERRA HIGHWAY
PLAN AND PROFILE

CONTRACT NO.
HSR13-44
DRAWING NO.
CV-R1500
SCALE
AS SHOWN
SHEET NO.
339

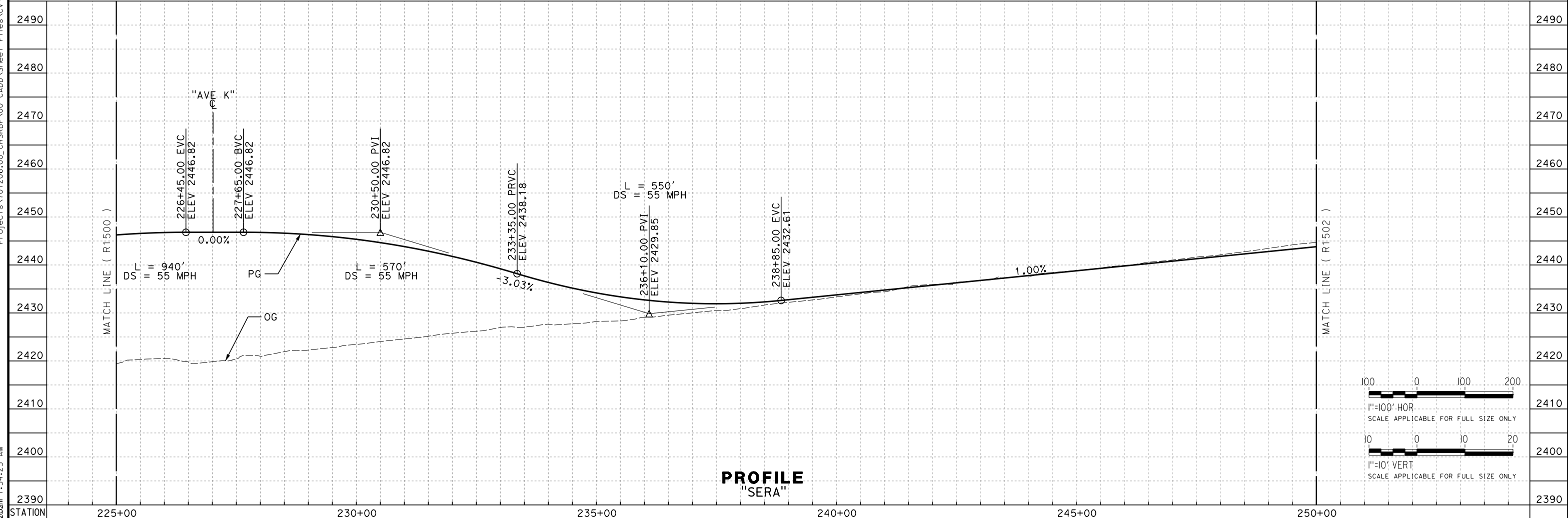
Projects\T01206\00_CHSRBP\00_CADD\Sheet_Files\CV\BP-CV-R1501

e:\a\ba\balwin\01\12\2020\01 1:54:25 AM

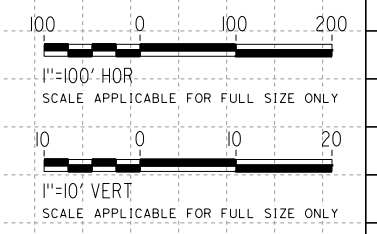


PLAN

LINE DATA			CURVE DATA				
No.	BEARING	DISTANCE	No.	R	Δ	T	L
8	N 0°19'32" W	665.21'	7	2500.00'	22°33'28"	498.59'	984.27'
9	N 22°13'56" E	809.08'	8	2500.00'	22°34'11"	498.86'	984.79'



PROFILE "SERA"



REV	DATE	BY	CHK	APP	DESCRIPTION

DESIGNED BY
G. BROCKLEHURST
DRAWN BY
E. BALDWIN
CHECKED BY
D. HOLMAN
IN CHARGE
G. CAMPBELL
DATE
01/29/2021

**RECORD SET
PEPD
SUBMITTAL**

**NOT FOR
CONSTRUCTION**

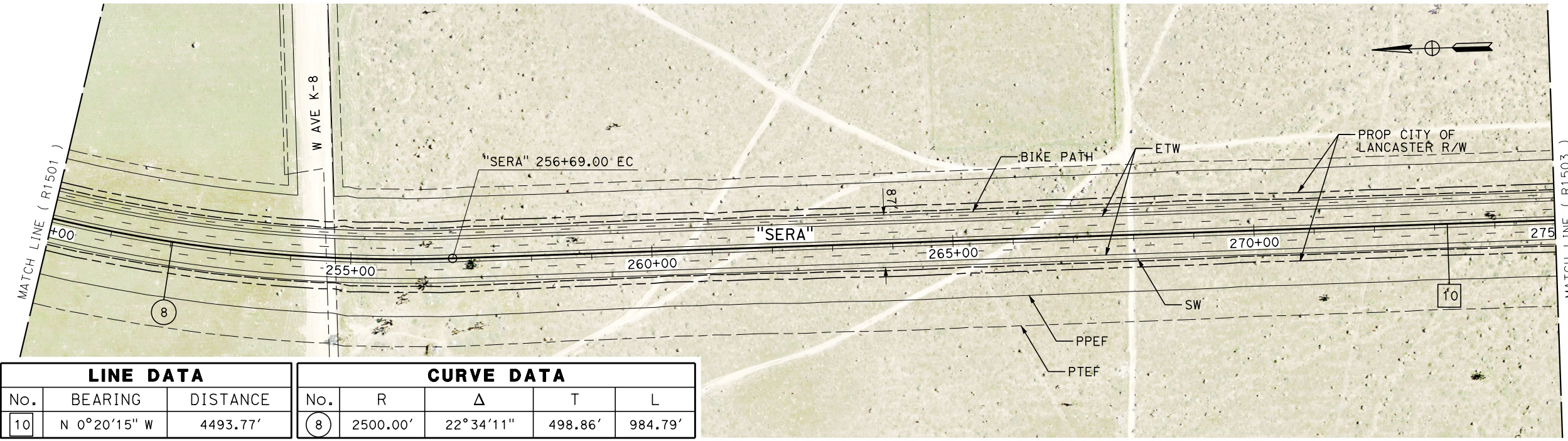


**CALIFORNIA HIGH-SPEED RAIL PROJECT
BAKERSFIELD TO PALMDALE**
ALTERNATIVE 1,2,3,5
ROADWAY
SIERRA HIGHWAY
PLAN AND PROFILE

CONTRACT NO.
HSR13-44
DRAWING NO.
CV-R1501
SCALE
AS SHOWN
SHEET NO.
340

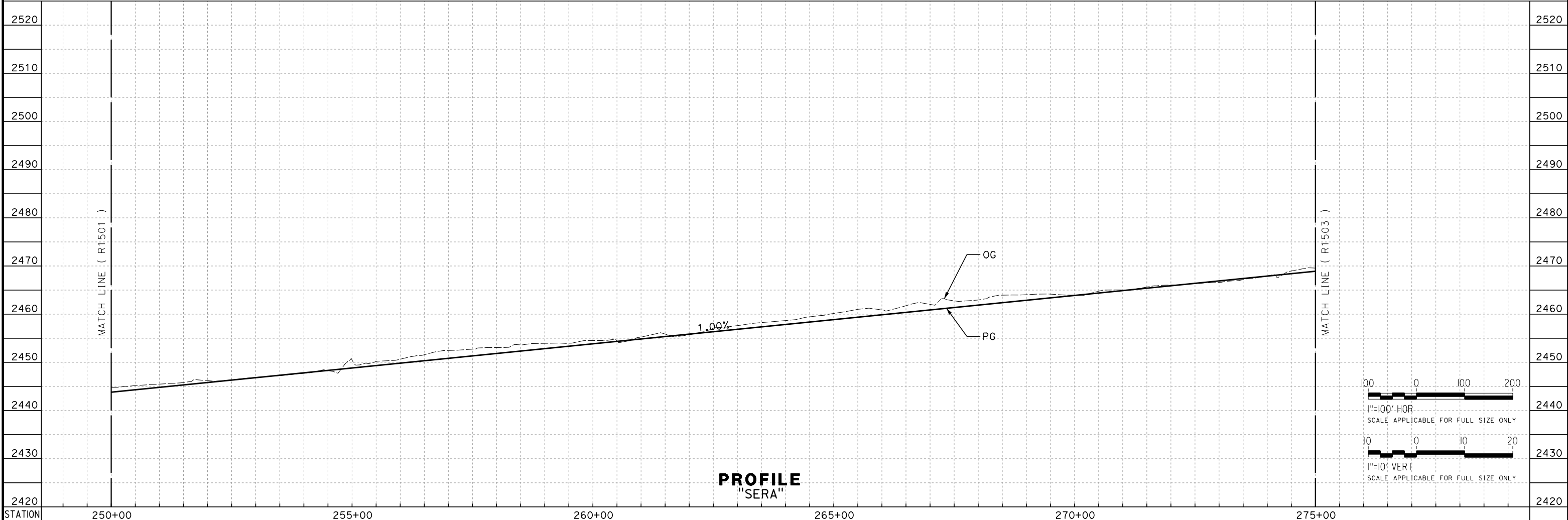
Projects\T01206.00_CHSRBP\00_CADD\Sheet Files\CV\BP-CV-R1502

e:\a\ba\aldwin\11/13/2020\1:54:15 AM

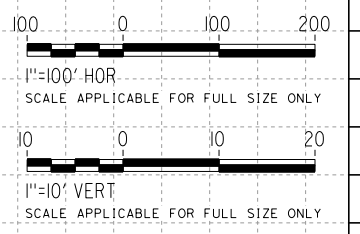


LINE DATA			CURVE DATA				
No.	BEARING	DISTANCE	No.	R	Δ	T	L
10	N 0°20'15" W	4493.77'	8	2500.00'	22°34'11"	498.86'	984.79'

PLAN



PROFILE
"SERA"



REV	DATE	BY	CHK	APP	DESCRIPTION

DESIGNED BY
G. BROCKLEHURST
DRAWN BY
E. BALDWIN
CHECKED BY
D. HOLMAN
IN CHARGE
G. CAMPBELL
DATE
01/29/2021

RECORD SET
PEPD
SUBMITTAL

NOT FOR
CONSTRUCTION

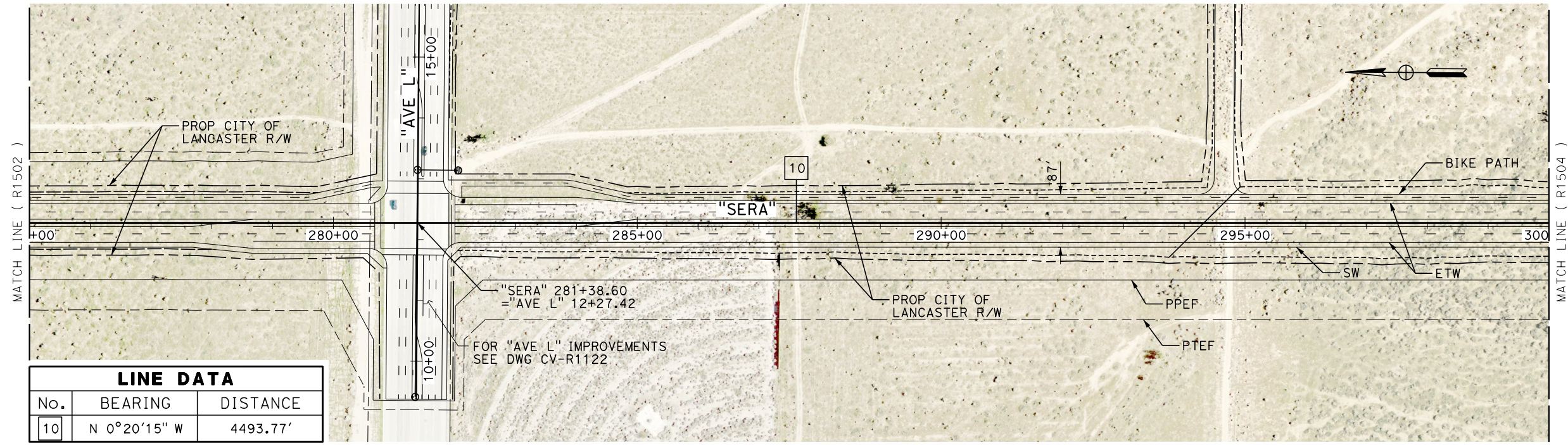


CALIFORNIA HIGH-SPEED RAIL PROJECT
BAKERSFIELD TO PALMDALE
ALTERNATIVE 1,2,3,5
ROADWAY
SIERRA HIGHWAY
PLAN AND PROFILE

CONTRACT NO.
HSR13-44
DRAWING NO.
CV-R1502
SCALE
AS SHOWN
SHEET NO.
341

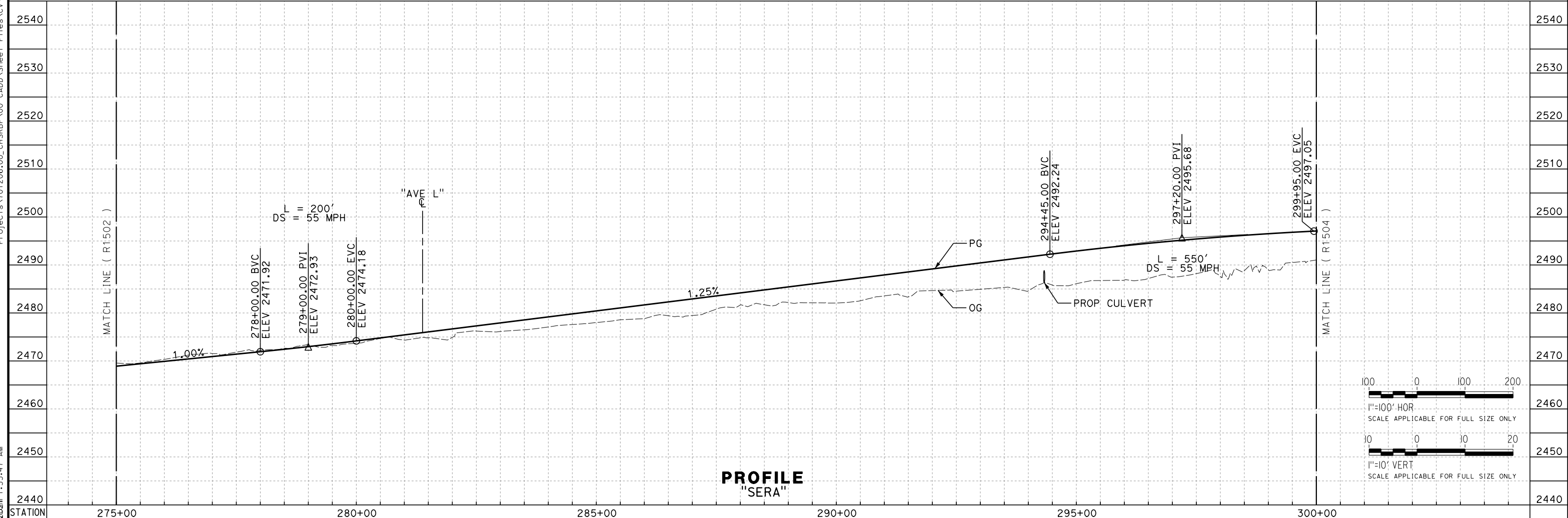
Projects\701206\00_CHSRBP\00_CADD\Sheet Files\CV\BP-CV-R1503

e:\a\ba\balwin\01\13\2020\01\15:55:47 AM

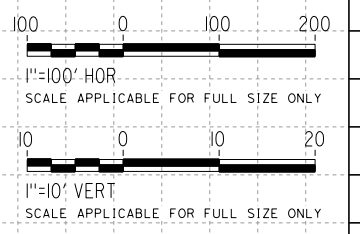


LINE DATA		
No.	BEARING	DISTANCE
10	N 0°20'15" W	4493.77'

PLAN



PROFILE "SERA"



REV	DATE	BY	CHK	APP	DESCRIPTION

DESIGNED BY
G. BROCKLEHURST
DRAWN BY
E. BALDWIN
CHECKED BY
D. HOLMAN
IN CHARGE
G. CAMPBELL
DATE
01/29/2021

**RECORD SET
PEPD
SUBMITTAL**

**NOT FOR
CONSTRUCTION**

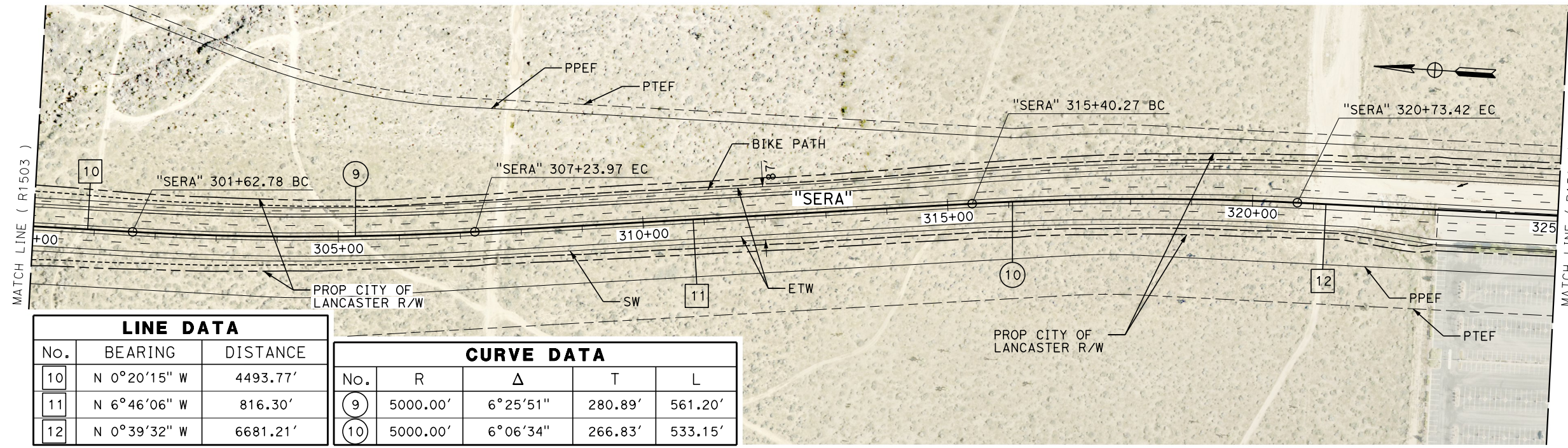


CALIFORNIA HIGH-SPEED RAIL PROJECT
BAKERSFIELD TO PALMDALE
ALTERNATIVE 1,2,3,5
ROADWAY
SIERRA HIGHWAY
PLAN AND PROFILE

CONTRACT NO.
HSR13-44
DRAWING NO.
CV-R1503
SCALE
AS SHOWN
SHEET NO.
342

Projects\701206.00_CHSRBP\00_CADD\Sheet Files\CV\BP-CV-R1504

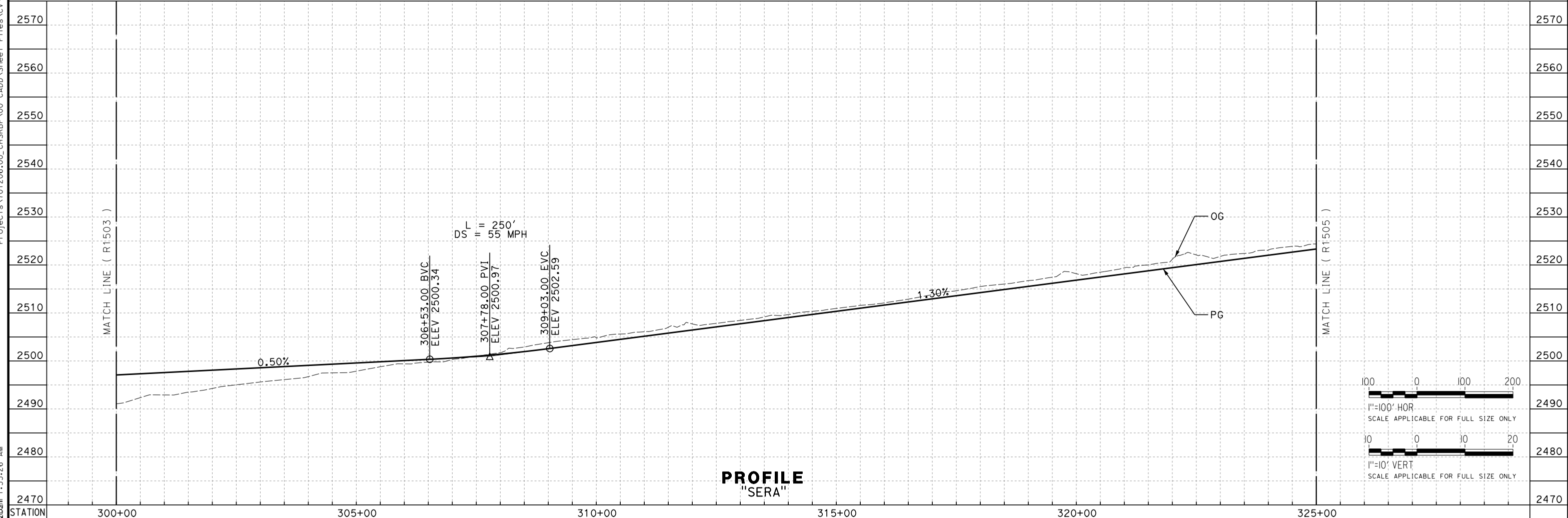
e:\a\ba\balwin\01\13122021\1:55:26 AM



LINE DATA		
No.	BEARING	DISTANCE
10	N 0°20'15" W	4493.77'
11	N 6°46'06" W	816.30'
12	N 0°39'32" W	6681.21'

CURVE DATA				
No.	R	Δ	T	L
9	5000.00'	6°25'51"	280.89'	561.20'
10	5000.00'	6°06'34"	266.83'	533.15'

PLAN



PROFILE
"SERA"

REV	DATE	BY	CHK	APP	DESCRIPTION

DESIGNED BY
G. BROCKLEHURST
DRAWN BY
E. BALDWIN
CHECKED BY
D. HOLMAN
IN CHARGE
G. CAMPBELL
DATE
01/29/2021

RECORD SET
PEPD
SUBMITTAL

NOT FOR
CONSTRUCTION

TYLIN INTERNATIONAL

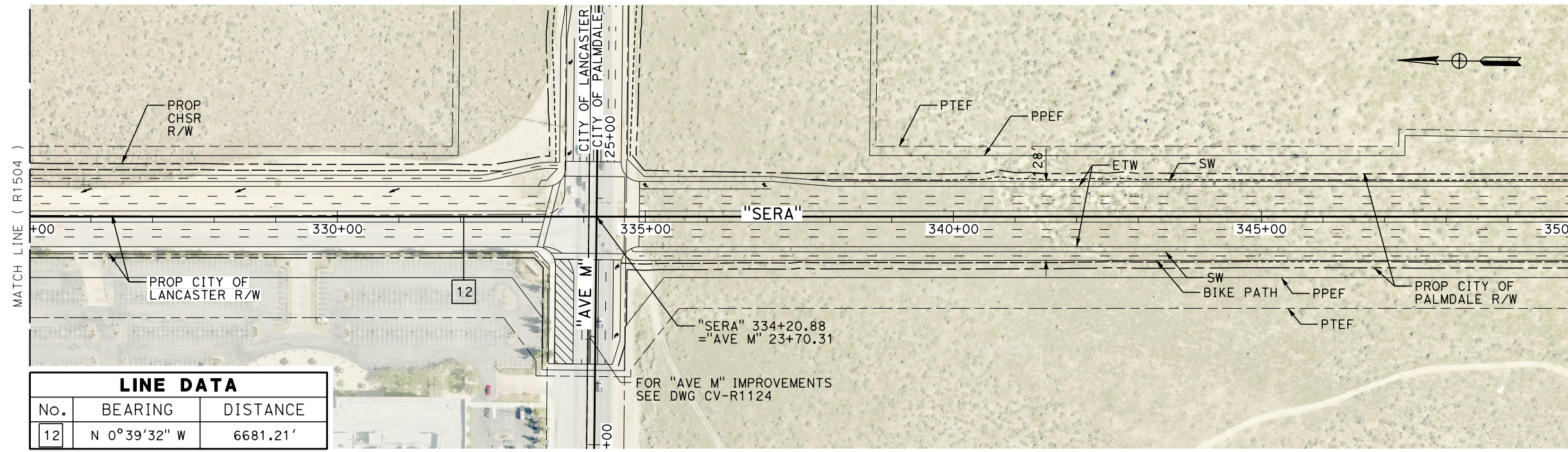


CALIFORNIA HIGH-SPEED RAIL PROJECT
BAKERSFIELD TO PALMDALE
ALTERNATIVE 1,2,3,5
ROADWAY
SIERRA HIGHWAY
PLAN AND PROFILE

CONTRACT NO.
HSR13-44
DRAWING NO.
CV-R1504
SCALE
AS SHOWN
SHEET NO.
343

Projects\701206.00_CHSRBP\00_CADD\Sheet Files\CV\BP-CV-R1505

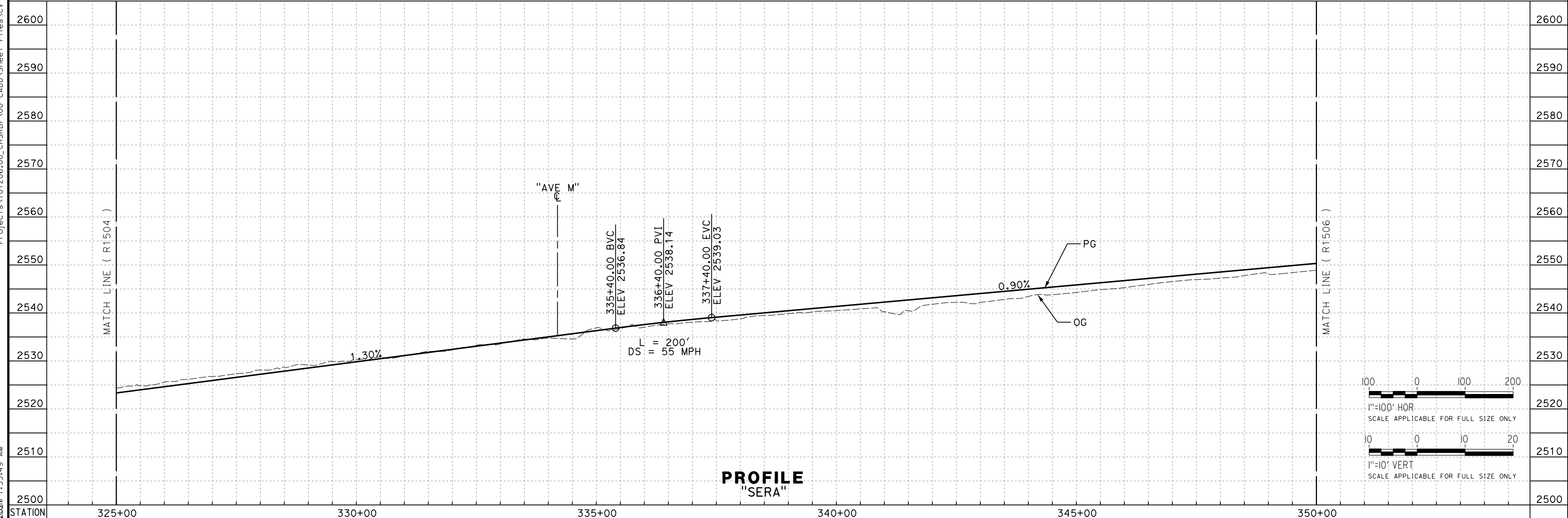
e:\a\ba\balwin\11/13/2020\1:55:49 AM



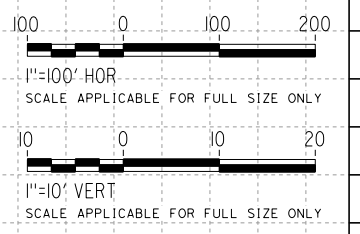
LINE DATA		
No.	BEARING	DISTANCE
12	N 0°39'32" W	6681.21'

FOR "AVE M" IMPROVEMENTS
SEE DWG CV-R1124

PLAN



PROFILE
"SERA"



REV	DATE	BY	CHK	APP	DESCRIPTION

DESIGNED BY
G. BROCKLEHURST
DRAWN BY
E. BALDWIN
CHECKED BY
D. HOLMAN
IN CHARGE
G. CAMPBELL
DATE
01/29/2021

RECORD SET
PEPD
SUBMITTAL

NOT FOR
CONSTRUCTION

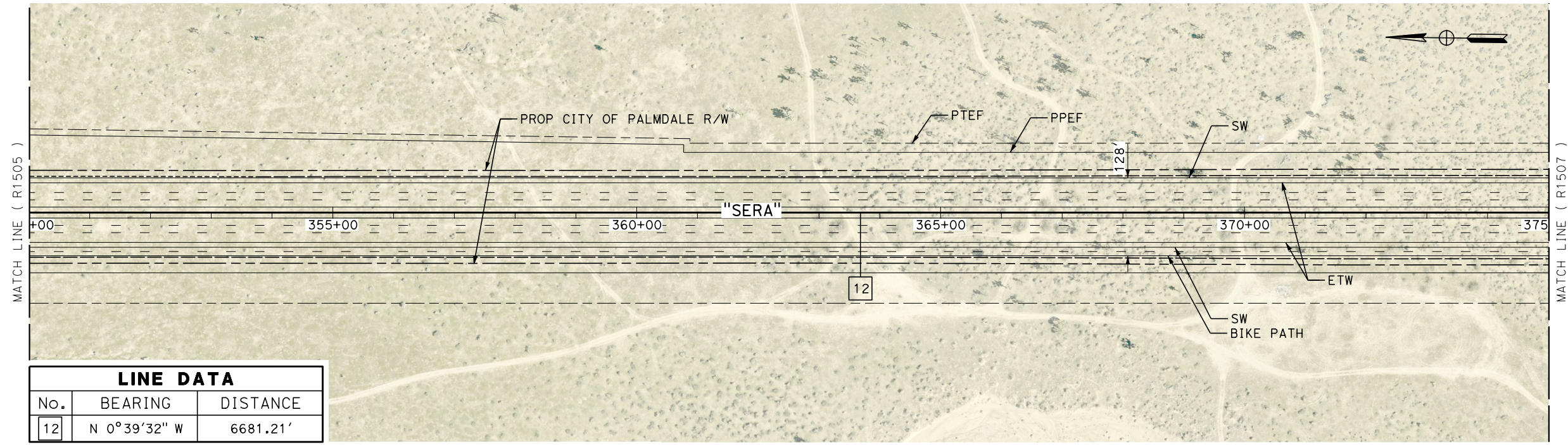


CALIFORNIA HIGH-SPEED RAIL PROJECT
BAKERSFIELD TO PALMDALE
ALTERNATIVE 1,2,3,5
ROADWAY
SIERRA HIGHWAY
PLAN AND PROFILE

CONTRACT NO.
HSR13-44
DRAWING NO.
CV-R1505
SCALE
AS SHOWN
SHEET NO.
344

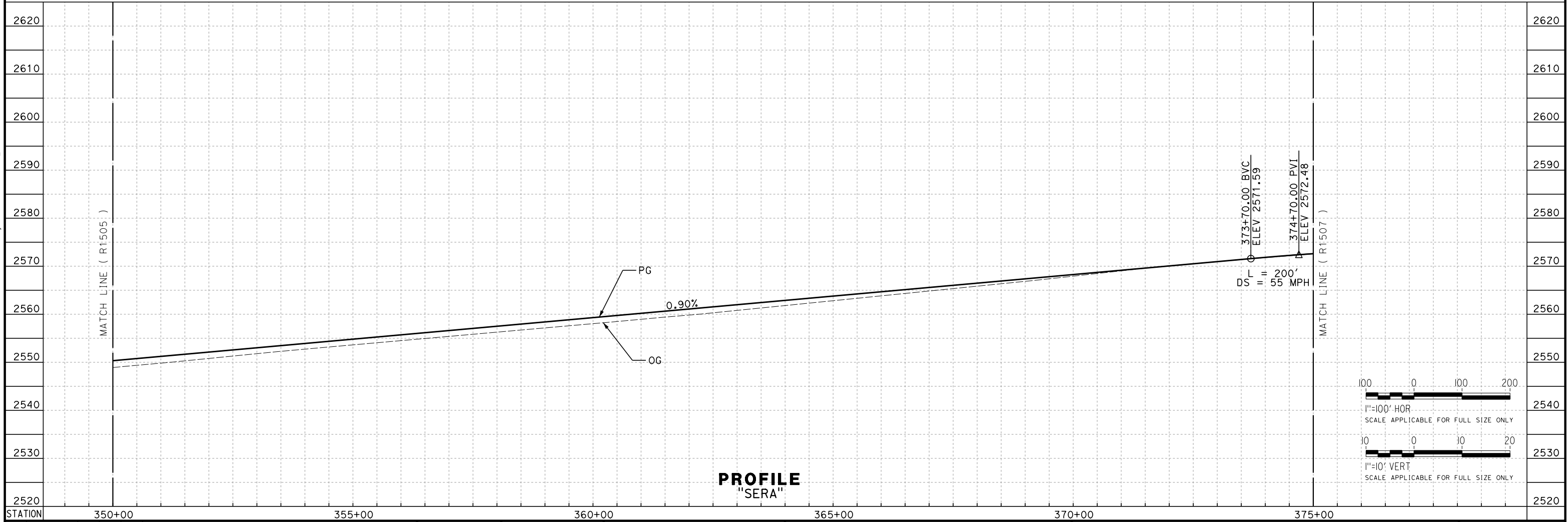
Projects\701206\00_CHSRBP\00_CADD\Sheet_Files\CV\BP-CV-R1506

e:\a\ba\balcawin\701206\00 1:55:06 AM



LINE DATA		
No.	BEARING	DISTANCE
12	N 0°39'32" W	6681.21'

PLAN



PROFILE
"SERA"

REV	DATE	BY	CHK	APP	DESCRIPTION

DESIGNED BY
G. BROCKLEHURST
DRAWN BY
E. BALDWIN
CHECKED BY
D. HOLMAN
IN CHARGE
G. CAMPBELL
DATE
01/29/2021

RECORD SET
PEPD
SUBMITTAL

NOT FOR
CONSTRUCTION

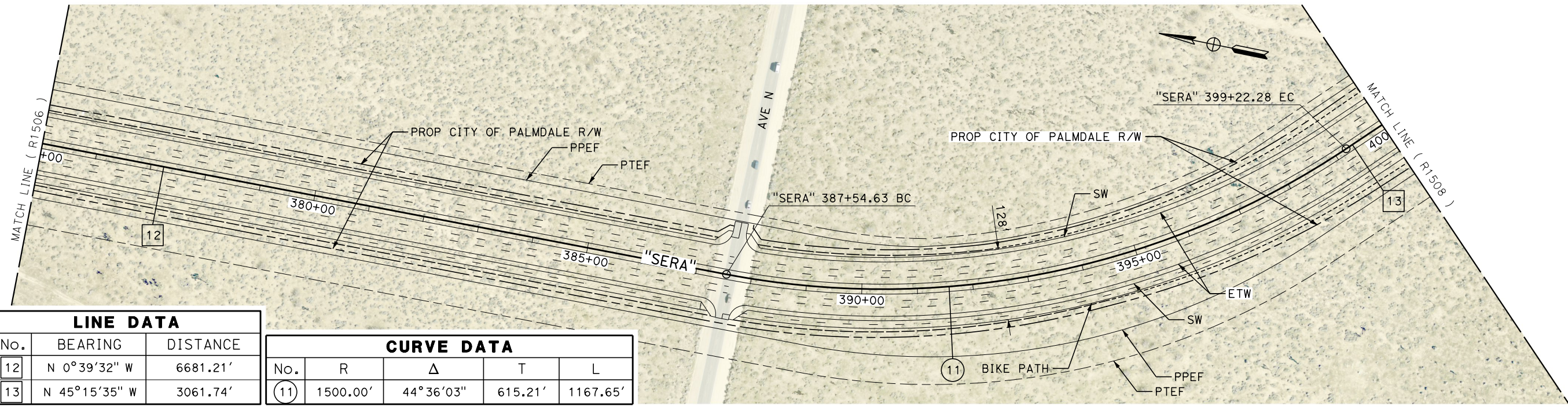


CALIFORNIA HIGH-SPEED RAIL PROJECT
BAKERSFIELD TO PALMDALE
ALTERNATIVE 1,2,3,5
ROADWAY
SIERRA HIGHWAY
PLAN AND PROFILE

CONTRACT NO.
HSR13-44
DRAWING NO.
CV-R1506
SCALE
AS SHOWN
SHEET NO.
345

Projects\701206\00_CHSRBP\00_CADD\Sheet Files\CV\BP-CV-R1507

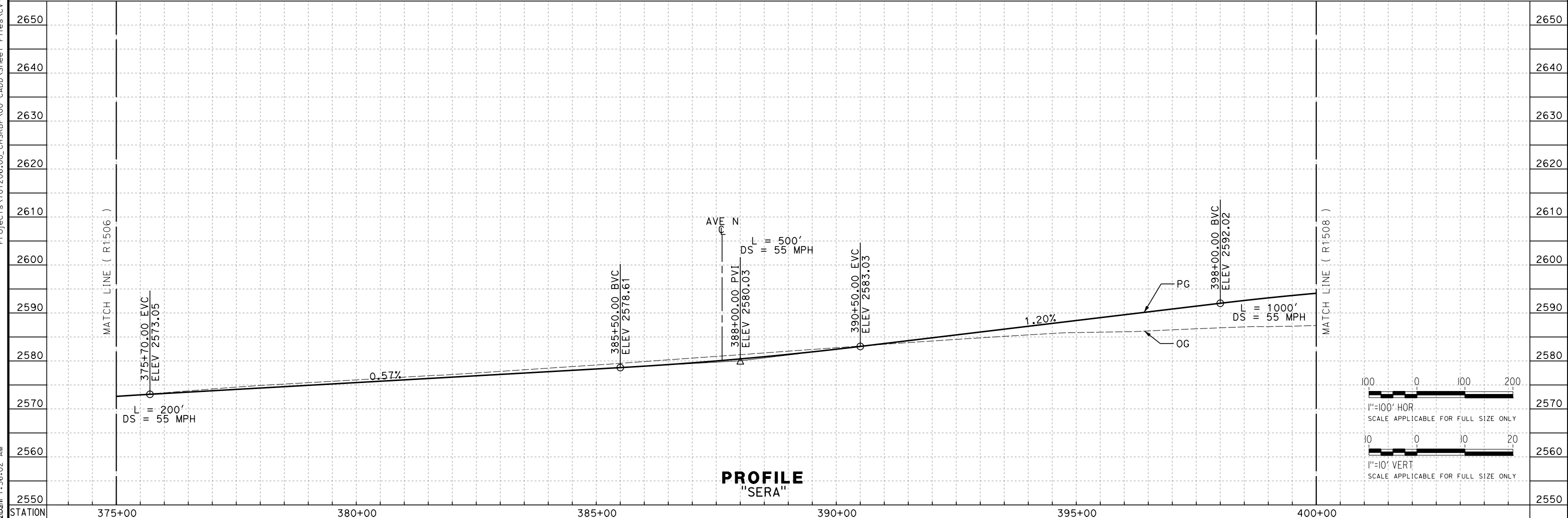
e:\a\ba\balwin\01\13122020\1:56:02 AM



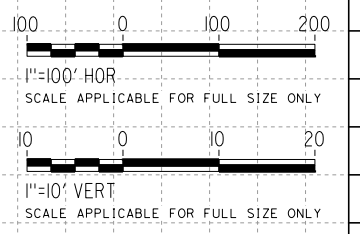
LINE DATA		
No.	BEARING	DISTANCE
12	N 0°39'32" W	6681.21'
13	N 45°15'35" W	3061.74'

CURVE DATA				
No.	R	Δ	T	L
(11)	1500.00'	44°36'03"	615.21'	1167.65'

PLAN



PROFILE
"SERA"



REV	DATE	BY	CHK	APP	DESCRIPTION

DESIGNED BY
G. BROCKLEHURST
DRAWN BY
E. BALDWIN
CHECKED BY
D. HOLMAN
IN CHARGE
G. CAMPBELL
DATE
01/29/2021

RECORD SET
PEPD
SUBMITTAL

NOT FOR
CONSTRUCTION

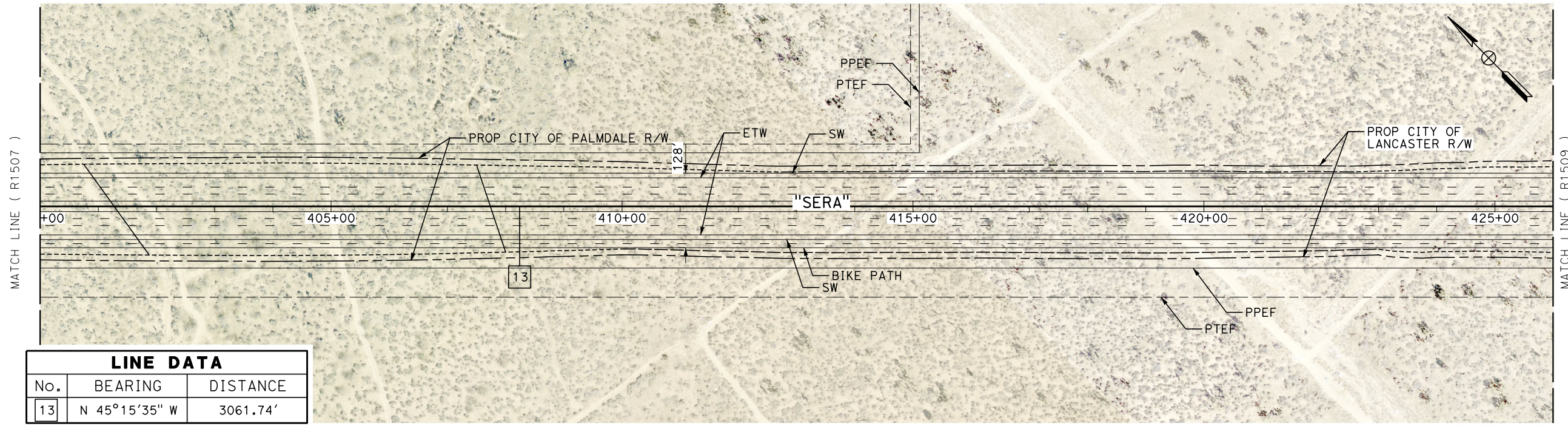


CALIFORNIA HIGH-SPEED RAIL PROJECT
BAKERSFIELD TO PALMDALE
ALTERNATIVE 1,2,3,5
ROADWAY
SIERRA HIGHWAY
PLAN AND PROFILE

CONTRACT NO.
HSR13-44
DRAWING NO.
CV-R1507
SCALE
AS SHOWN
SHEET NO.
346

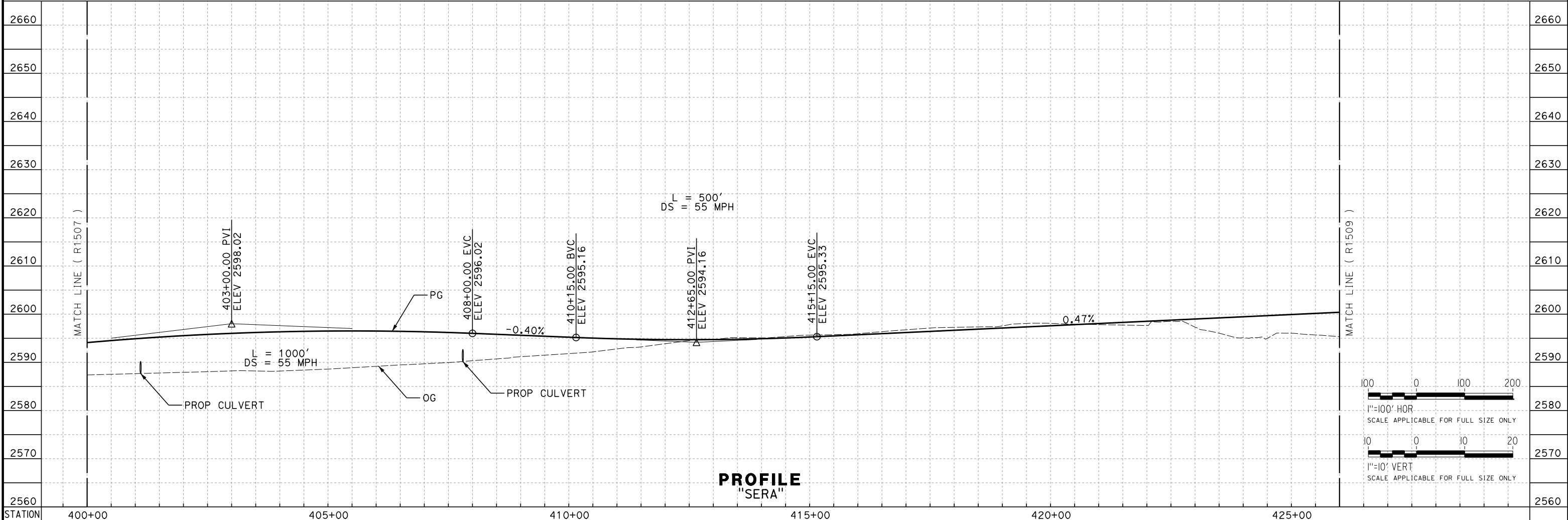
Projects\T01206\00_CHSRBP\00_CADD\Sheet Files\CV\BP-CV-R1508

e:\a\ba\balcawin@tyl\131206\00 1:54:56 AM

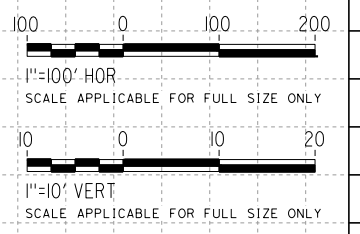


LINE DATA		
No.	BEARING	DISTANCE
13	N 45°15'35" W	3061.74'

PLAN



PROFILE "SERA"



REV	DATE	BY	CHK	APP	DESCRIPTION

DESIGNED BY
G. BROCKLEHURST
DRAWN BY
E. BALDWIN
CHECKED BY
D. HOLMAN
IN CHARGE
G. CAMPBELL
DATE
01/29/2021

**RECORD SET
PEPD
SUBMITTAL**

**NOT FOR
CONSTRUCTION**

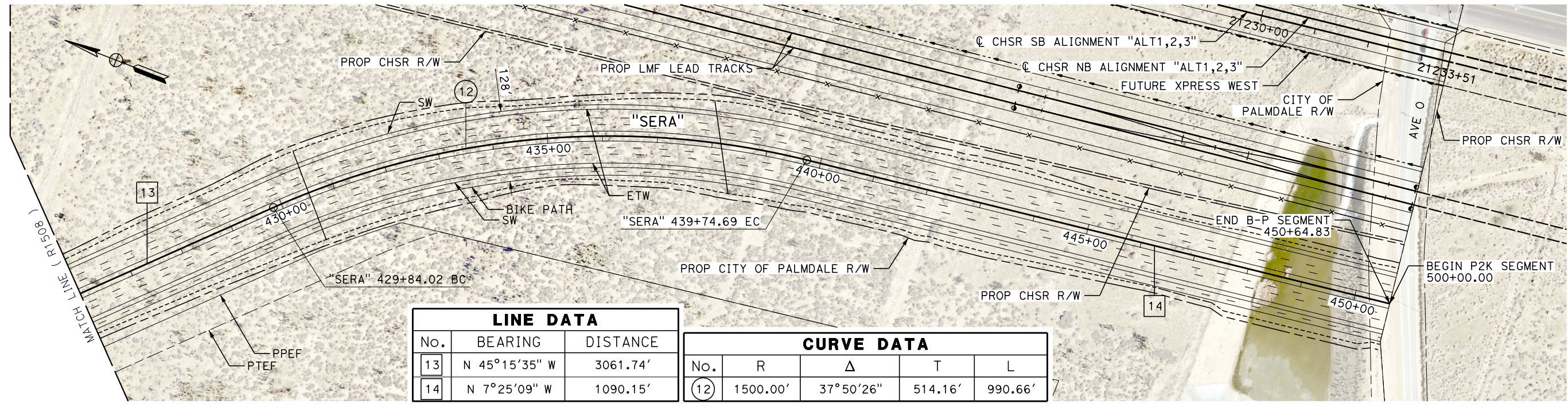


**CALIFORNIA HIGH-SPEED RAIL PROJECT
BAKERSFIELD TO PALMDALE**
ALTERNATIVE 1,2,3,5
ROADWAY
SIERRA HIGHWAY
PLAN AND PROFILE

CONTRACT NO.
HSR13-44
DRAWING NO.
CV-R1508
SCALE
AS SHOWN
SHEET NO.
347

Projects\T01206.00_CHSRBP\00_CADD\Sheet Files\CV\BP-CV-R1509

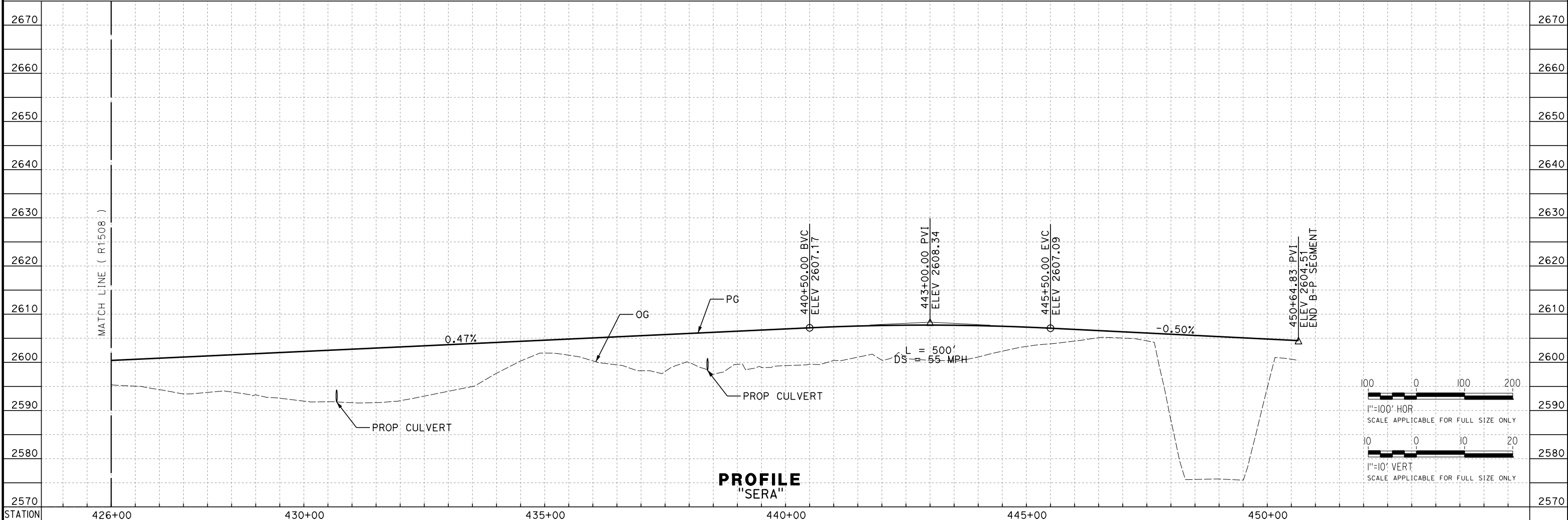
e:\a\ina.baldwin\11\112020\1:55:05 AM



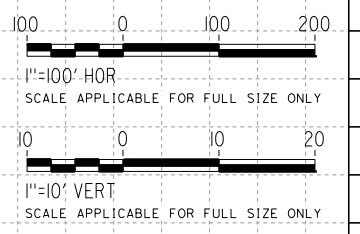
LINE DATA		
No.	BEARING	DISTANCE
13	N 45°15'35" W	3061.74'
14	N 7°25'09" W	1090.15'

CURVE DATA				
No.	R	Δ	T	L
12	1500.00'	37°50'26"	514.16'	990.66'

PLAN



PROFILE "SERA"



REV	DATE	BY	CHK	APP	DESCRIPTION

DESIGNED BY
G. BROCKLEHURST
DRAWN BY
E. BALDWIN
CHECKED BY
D. HOLMAN
IN CHARGE
G. CAMPBELL
DATE
01/29/2021

**RECORD SET
PEPD
SUBMITTAL**

**NOT FOR
CONSTRUCTION**

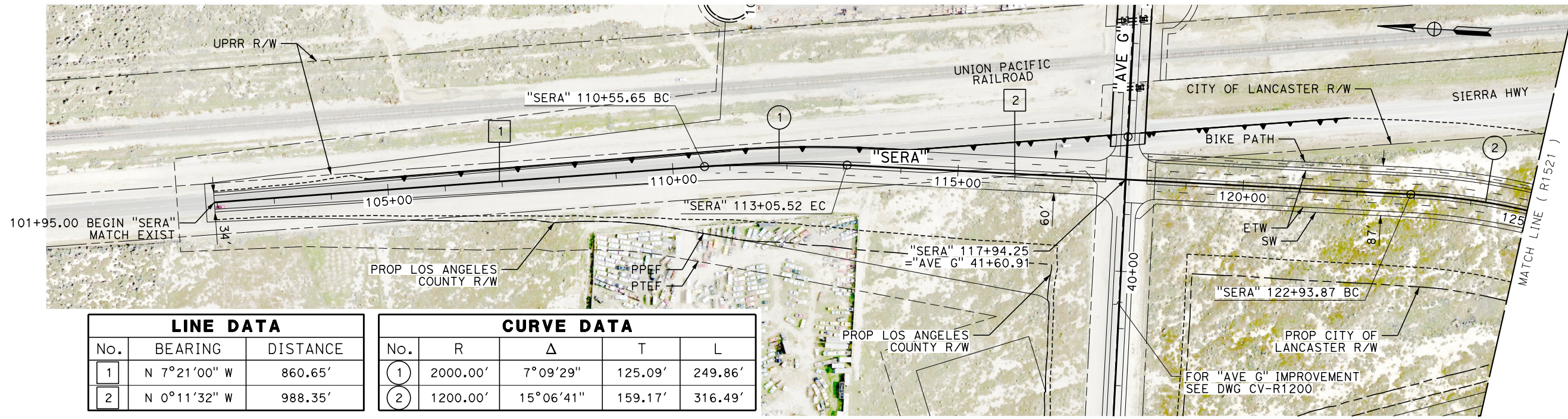


**CALIFORNIA HIGH-SPEED RAIL PROJECT
BAKERSFIELD TO PALMDALE**
ALTERNATIVE 1,2,3,5
ROADWAY
SIERRA HIGHWAY
PLAN AND PROFILE

CONTRACT NO.
HSR13-44
DRAWING NO.
CV-R1509
SCALE
AS SHOWN
SHEET NO.
348

Projects\701206\00_CHSRBP\00_CADD\Sheet_Files\CV\BP-CV-R1520

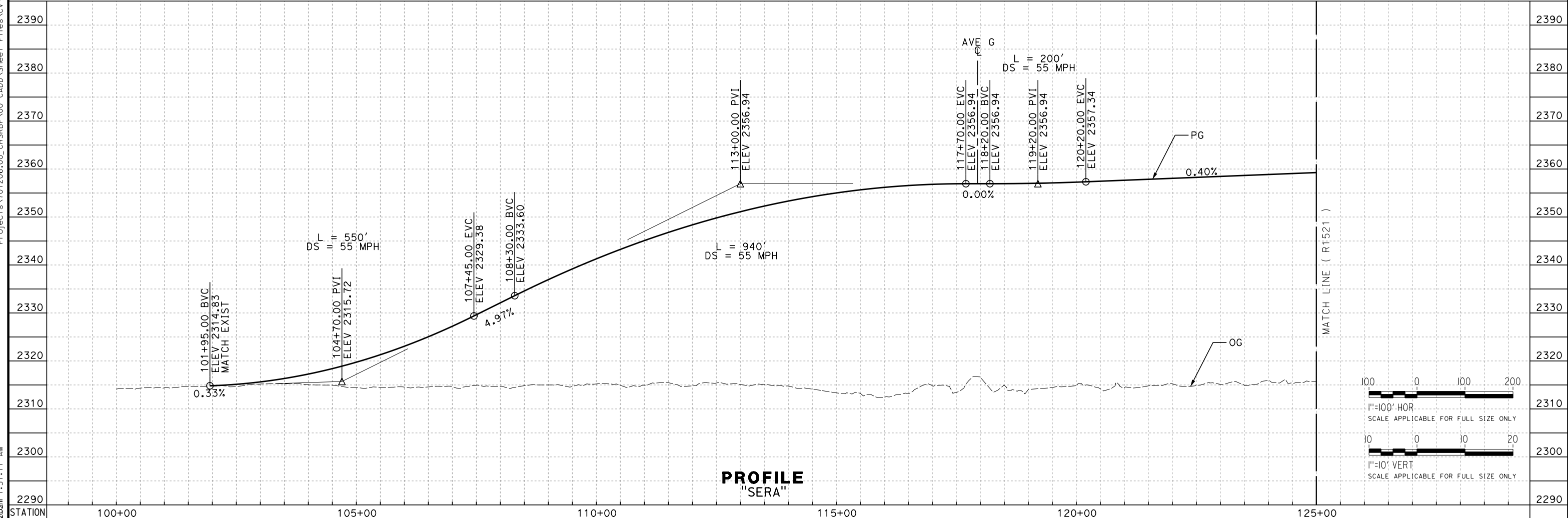
e:\a\ba\balwin\01\13\2020\01\15\7:11 AM



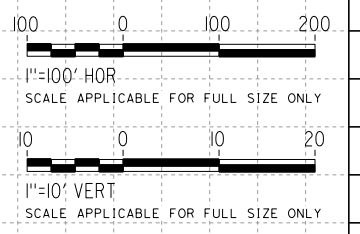
LINE DATA		
No.	BEARING	DISTANCE
1	N 7°21'00" W	860.65'
2	N 0°11'32" W	988.35'

CURVE DATA				
No.	R	Δ	T	L
1	2000.00'	7°09'29"	125.09'	249.86'
2	1200.00'	15°06'41"	159.17'	316.49'

PLAN



PROFILE "SERA"




REV	DATE	BY	CHK	APP	DESCRIPTION

DESIGNED BY
G. BROCKLEHURST
DRAWN BY
E. BALDWIN
CHECKED BY
D. HOLMAN
IN CHARGE
G. CAMPBELL
DATE
01/29/2021

**RECORD SET
PEPD
SUBMITTAL**

**NOT FOR
CONSTRUCTION**



**CALIFORNIA HIGH-SPEED RAIL PROJECT
BAKERSFIELD TO PALMDALE**

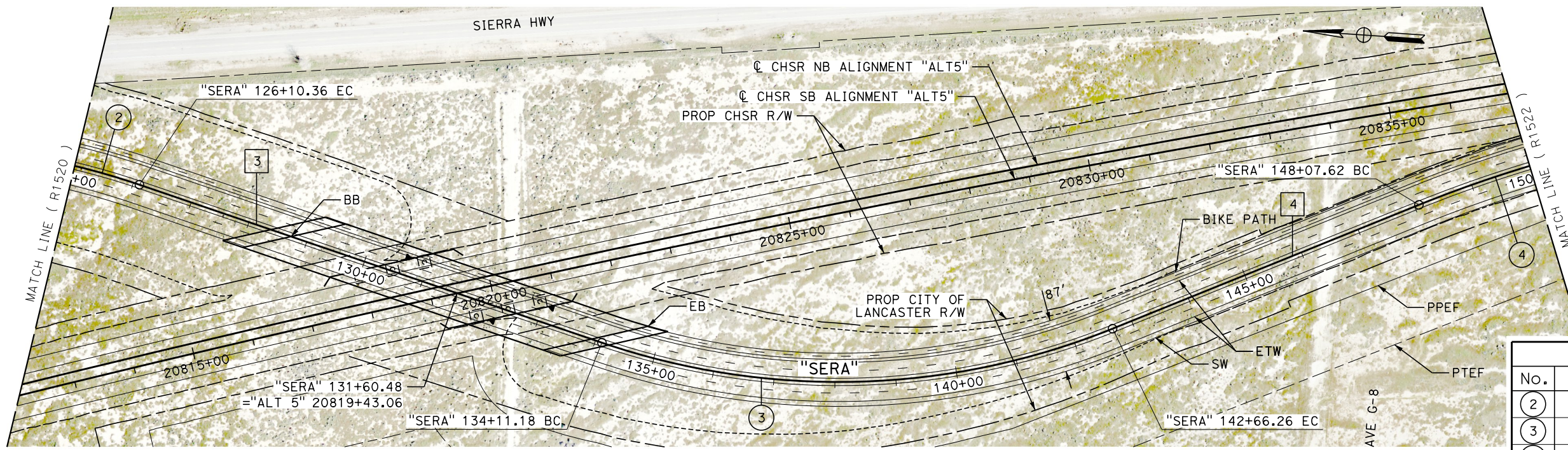
ALTERNATIVE 5
ROADWAY
SIERRA HIGHWAY
PLAN AND PROFILE

CONTRACT NO.
HSR13-44

DRAWING NO.
CV-R1520

SCALE
AS SHOWN

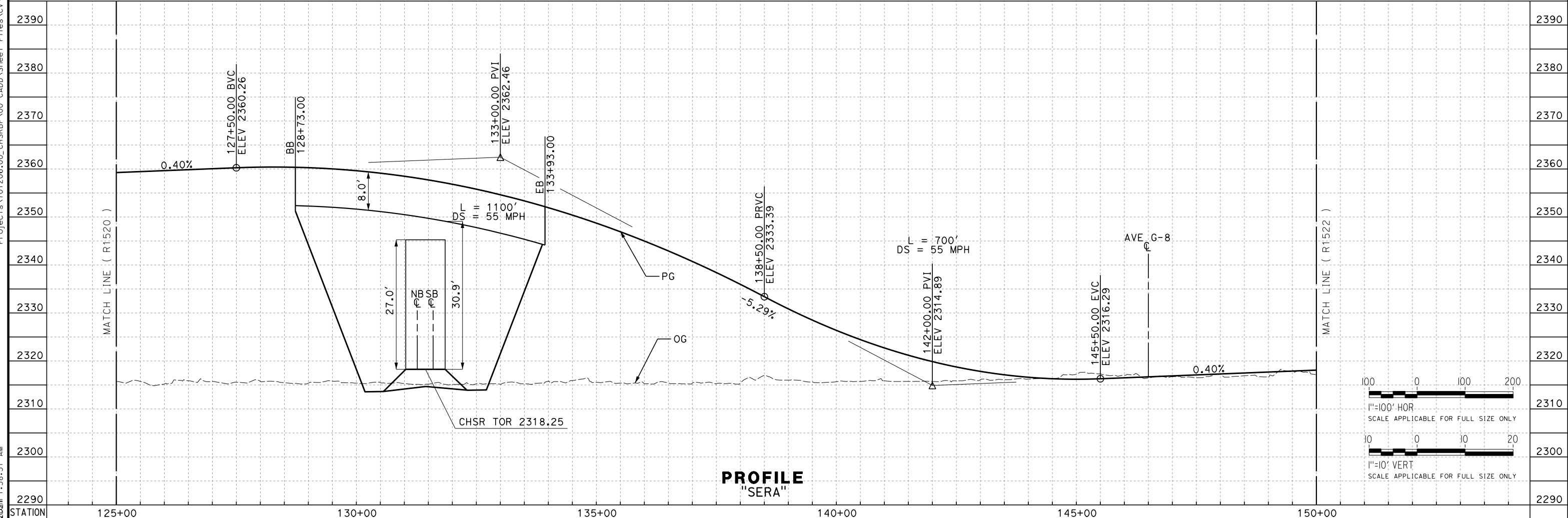
SHEET NO.
349



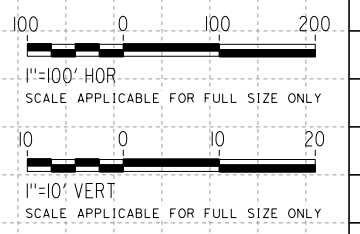
LINE DATA		
No.	BEARING	DISTANCE
3	N 14°55'09" E	800.82'
4	N 25°54'28" W	541.36'

CURVE DATA				
No.	R	Δ	T	L
2	1200.00'	15°06'41"	159.17'	316.49'
3	1200.00'	40°49'37"	446.60'	855.08'
4	2100.00'	14°26'34"	266.09'	529.35'

PLAN



PROFILE "SERA"



REV	DATE	BY	CHK	APP	DESCRIPTION

DESIGNED BY
G. BROCKLEHURST

DRAWN BY
E. BALDWIN

CHECKED BY
D. HOLMAN

IN CHARGE
G. CAMPBELL

DATE
01/29/2021

RECORD SET
PEPD
SUBMITTAL

NOT FOR
CONSTRUCTION



CALIFORNIA HIGH-SPEED RAIL PROJECT
BAKERSFIELD TO PALMDALE

ALTERNATIVE 5
ROADWAY
SIERRA HIGHWAY
PLAN AND PROFILE

CONTRACT NO.
HSR13-44

DRAWING NO.
CV-R1521

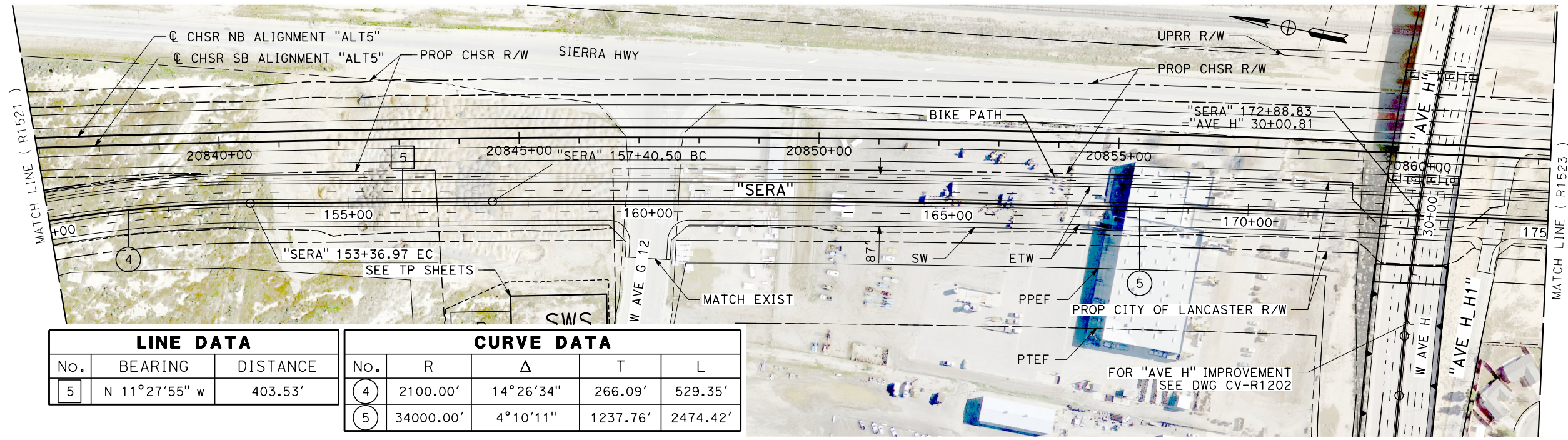
SCALE
AS SHOWN

SHEET NO.
350

Projects\T01206\00_CHSRBP\00_CADD\Sheet_Files\CV\BP-CV-R1521
e:\na.baldwin\1312020\1:58:51 AM

Projects\701206_00_CHSRBP\00_CADD\Sheet Files\CV\BP-CV-R1522

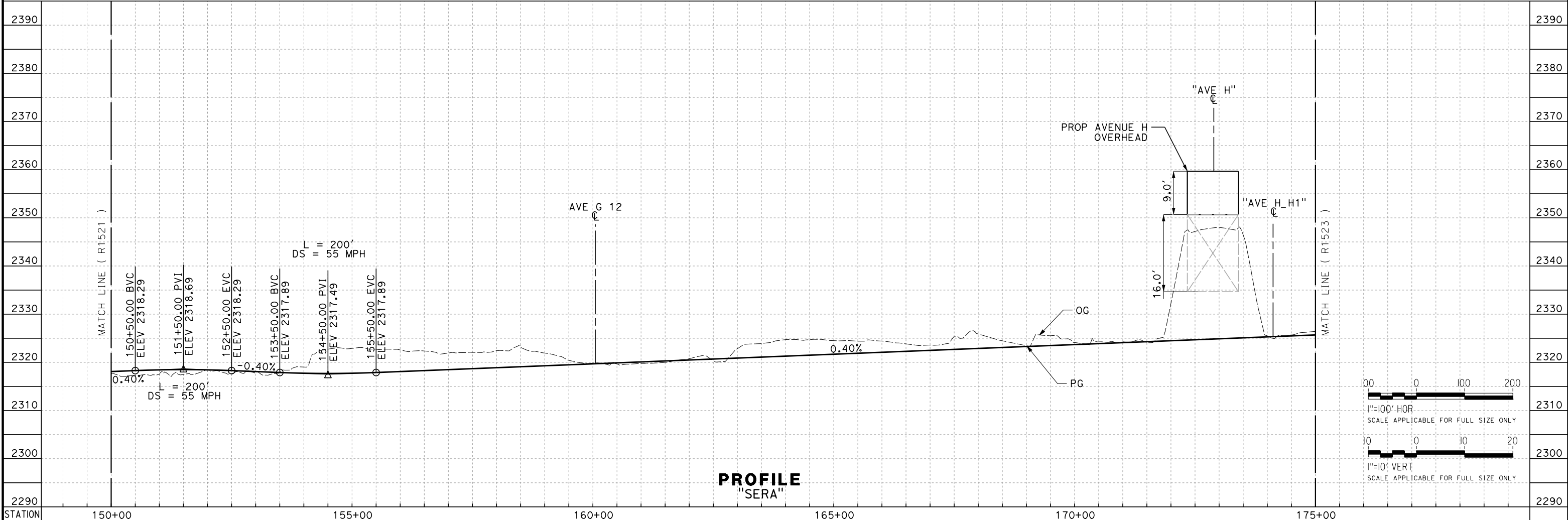
e:\a\ba\balwin\01\131206\00 1:56:55 AM



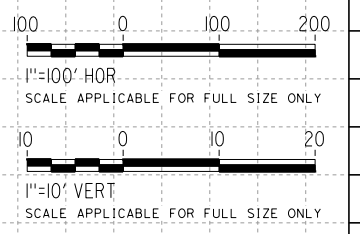
LINE DATA		
No.	BEARING	DISTANCE
5	N 11°27'55" w	403.53'

CURVE DATA				
No.	R	Δ	T	L
4	2100.00'	14°26'34"	266.09'	529.35'
5	34000.00'	4°10'11"	1237.76'	2474.42'

PLAN



PROFILE "SERA"



REV	DATE	BY	CHK	APP	DESCRIPTION

DESIGNED BY
G. BROCKLEHURST
DRAWN BY
E. BALDWIN
CHECKED BY
D. HOLMAN
IN CHARGE
G. CAMPBELL
DATE
01/29/2021

**RECORD SET
PEPD
SUBMITTAL**

**NOT FOR
CONSTRUCTION**

TYLIN INTERNATIONAL



**CALIFORNIA HIGH-SPEED RAIL PROJECT
BAKERSFIELD TO PALMDALE**

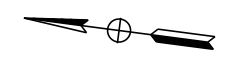
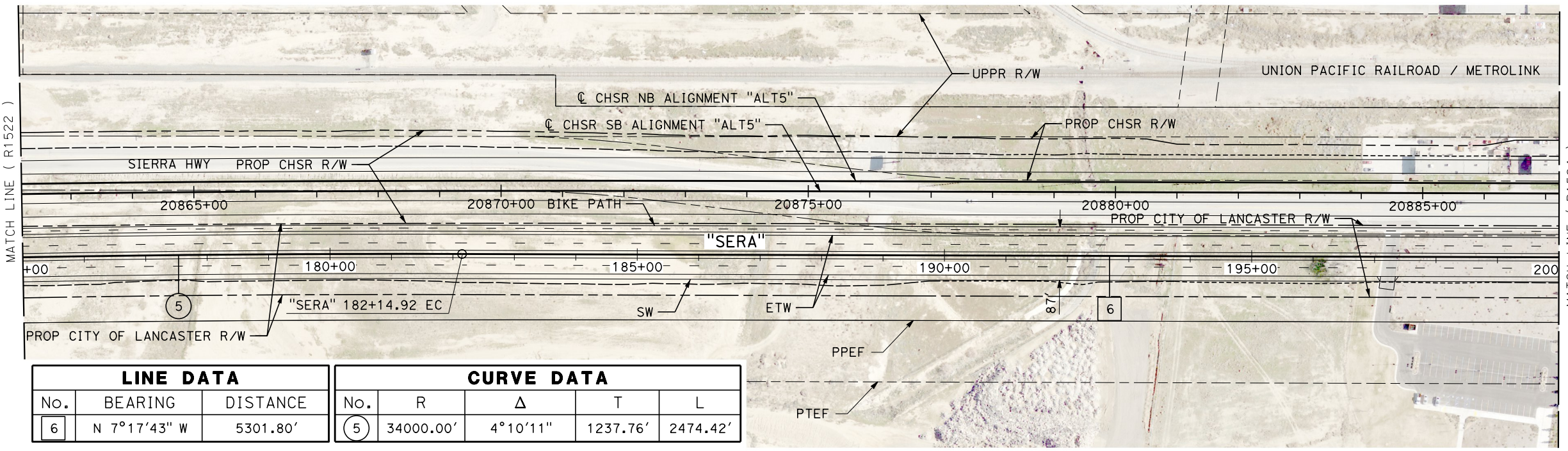
ALTERNATIVE 5
ROADWAY
SIERRA HIGHWAY
PLAN AND PROFILE

CONTRACT NO.
HSR13-44

DRAWING NO.
CV-R1522

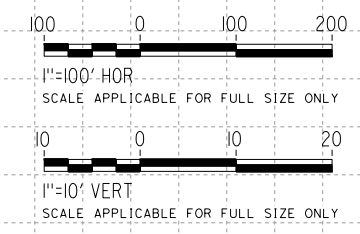
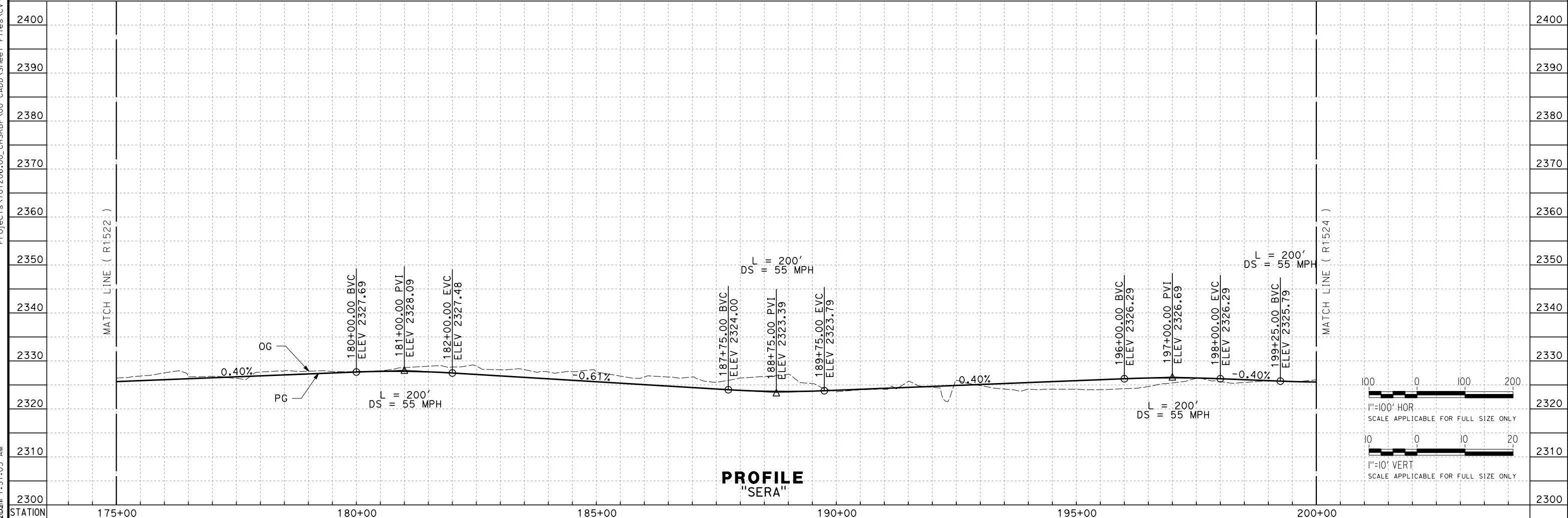
SCALE
AS SHOWN

SHEET NO.
351



LINE DATA			CURVE DATA				
No.	BEARING	DISTANCE	No.	R	Δ	T	L
6	N 7°17'43" W	5301.80'	5	34000.00'	4°10'11"	1237.76'	2474.42'

PLAN



PROFILE
"SERA"

REV	DATE	BY	CHK	APP	DESCRIPTION

DESIGNED BY
G. BROCKLEHURST
DRAWN BY
E. BALDWIN
CHECKED BY
D. HOLMAN
IN CHARGE
G. CAMPBELL
DATE
01/29/2021

RECORD SET
PEPD
SUBMITTAL

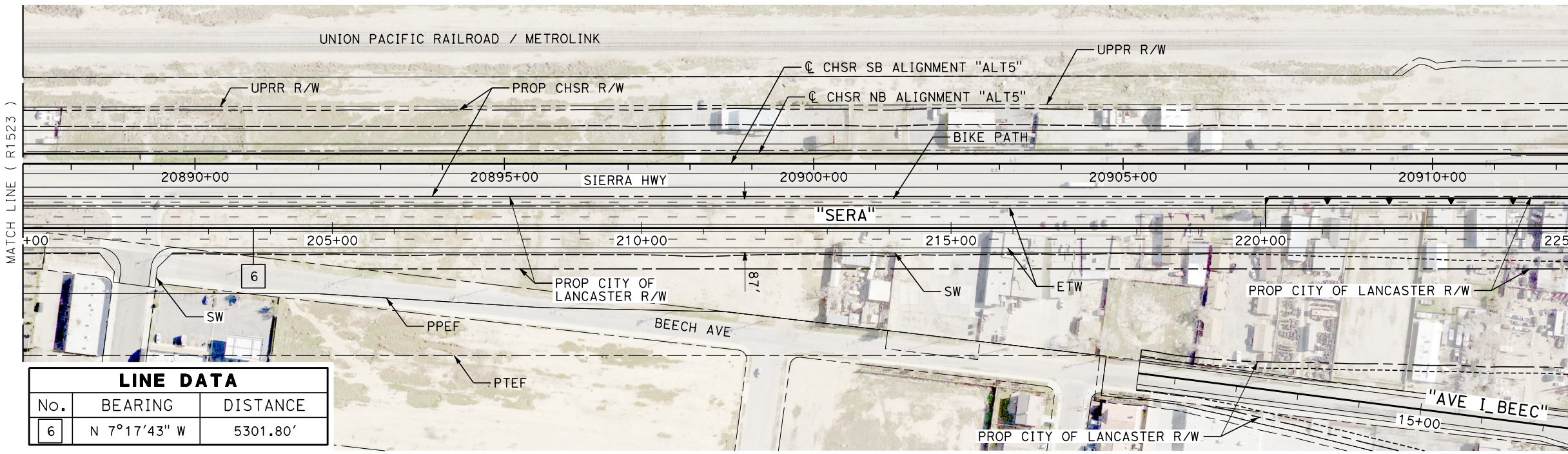
NOT FOR
CONSTRUCTION



CALIFORNIA HIGH-SPEED RAIL PROJECT
BAKERSFIELD TO PALMDALE
ALTERNATIVE 5
ROADWAY
SIERRA HIGHWAY
PLAN AND PROFILE

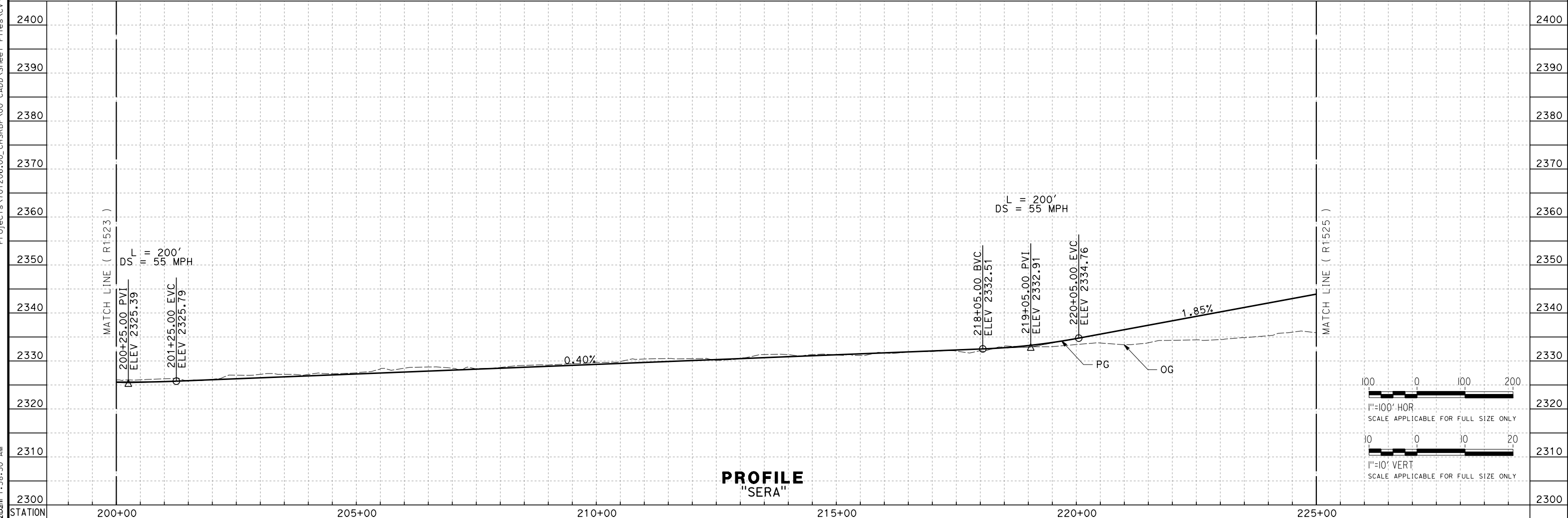
CONTRACT NO.
HSR13-44
DRAWING NO.
CV-R1523
SCALE
AS SHOWN
SHEET NO.
352

Projects\701206.00_CHSRBP\00_CADD\Sheet Files\CV\BP-CV-R1523
e:\na.baldwin\01\1312020\ 1:57:05 AM

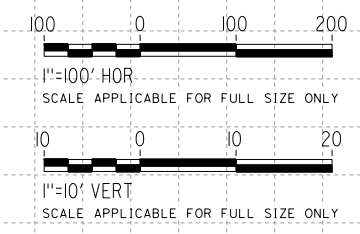


LINE DATA		
No.	BEARING	DISTANCE
6	N 7°17'43" W	5301.80'

PLAN



PROFILE
"SERA"



REV	DATE	BY	CHK	APP	DESCRIPTION

DESIGNED BY
G. BROCKLEHURST
DRAWN BY
E. BALDWIN
CHECKED BY
D. HOLMAN
IN CHARGE
G. CAMPBELL
DATE
01/29/2021

RECORD SET
PEPD
SUBMITTAL

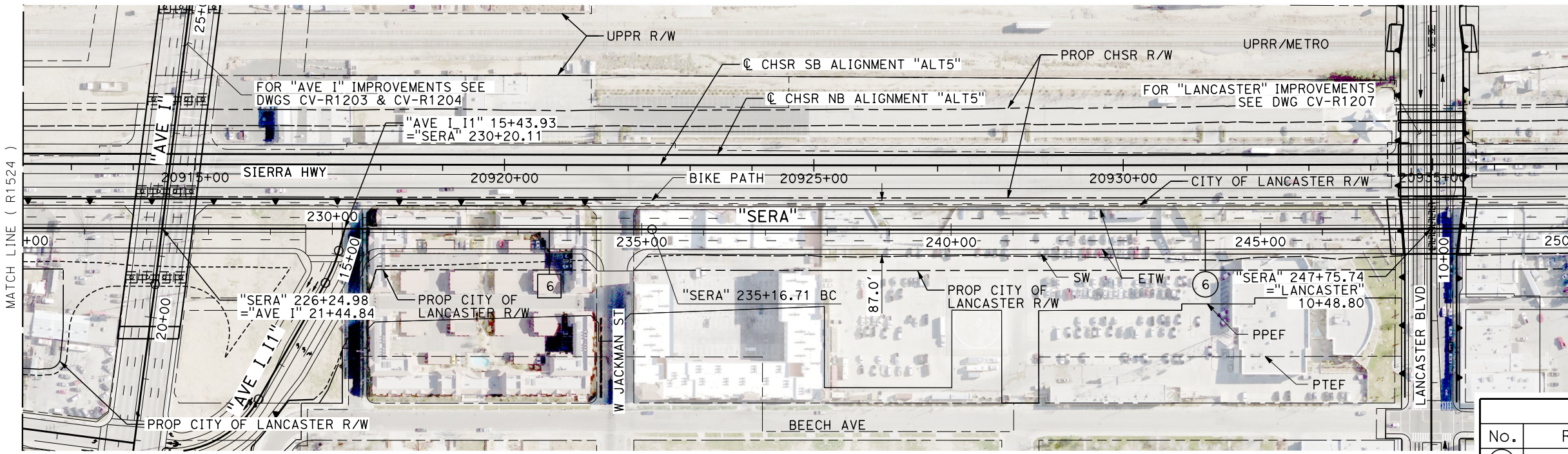
NOT FOR
CONSTRUCTION



CALIFORNIA HIGH-SPEED RAIL PROJECT
BAKERSFIELD TO PALMDALE
ALTERNATIVE 5
ROADWAY
SIERRA HIGHWAY
PLAN AND PROFILE

CONTRACT NO.
HSR13-44
DRAWING NO.
CV-R1524
SCALE
AS SHOWN
SHEET NO.
353

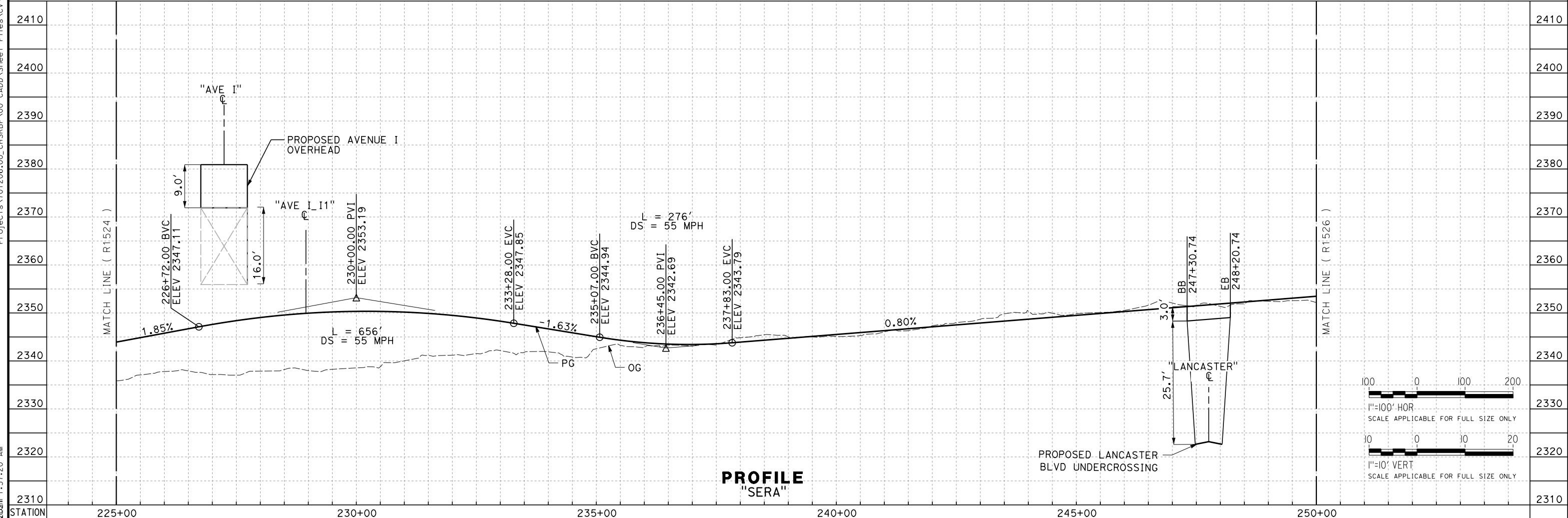
Projects\701206.00_CHSRBP\00_CADD\Sheet Files\CV\BP-CV-R1524
e:\a\ba\balwin\01\1312020\01 1:58:30 AM



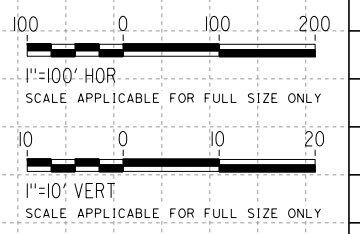
LINE DATA		
No.	BEARING	DISTANCE
6	N 7°17'43" W	5301.80'

CURVE DATA				
No.	R	Δ	T	L
6	210000.00'	0°39'23"	1203.08'	2406.14'

PLAN



PROFILE
"SERA"



REV	DATE	BY	CHK	APP	DESCRIPTION

DESIGNED BY
G. BROCKLEHURST
DRAWN BY
E. BALDWIN
CHECKED BY
D. HOLMAN
IN CHARGE
G. CAMPBELL
DATE
01/29/2021

RECORD SET
PEPD
SUBMITTAL

NOT FOR
CONSTRUCTION



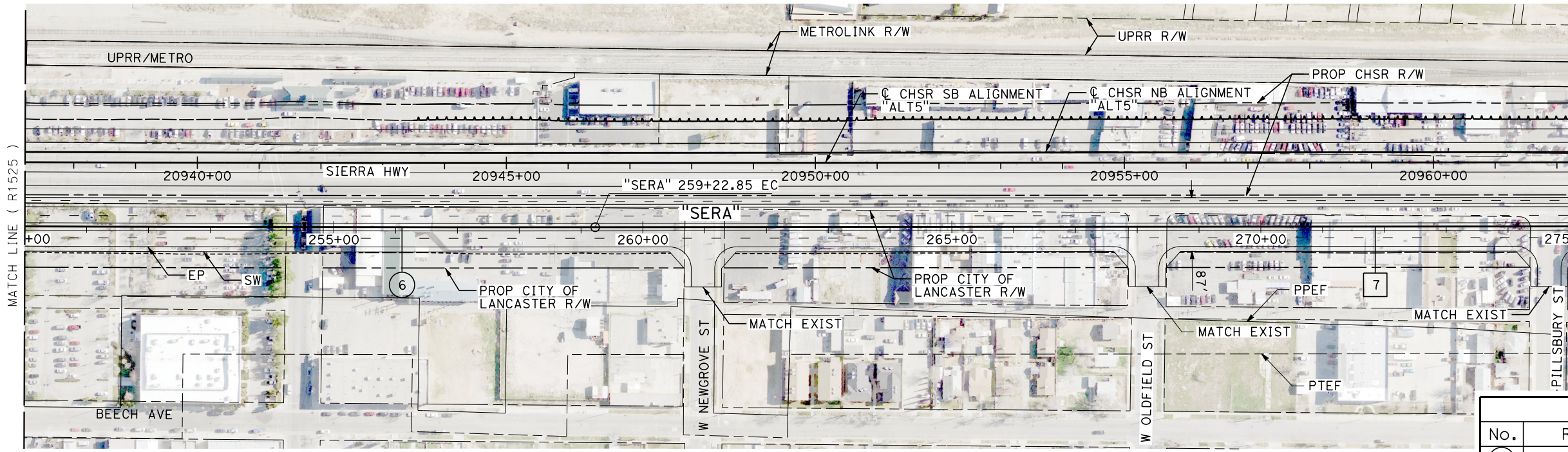
CALIFORNIA HIGH-SPEED RAIL PROJECT
BAKERSFIELD TO PALMDALE
ALTERNATIVE 5
ROADWAY
SIERRA HIGHWAY
PLAN AND PROFILE

CONTRACT NO.
HSR13-44
DRAWING NO.
CV-R1525
SCALE
AS SHOWN
SHEET NO.
354

Projects\701206.00_CHSRBP\00_CADD\Sheet Files\CV\BP-CV-R1525
e:\na.baldwin\1312020\1:57:20 AM

Projects\T01206.00_CHSRBP\00_CADD\Sheet Files\CV\BP-CV-R1526

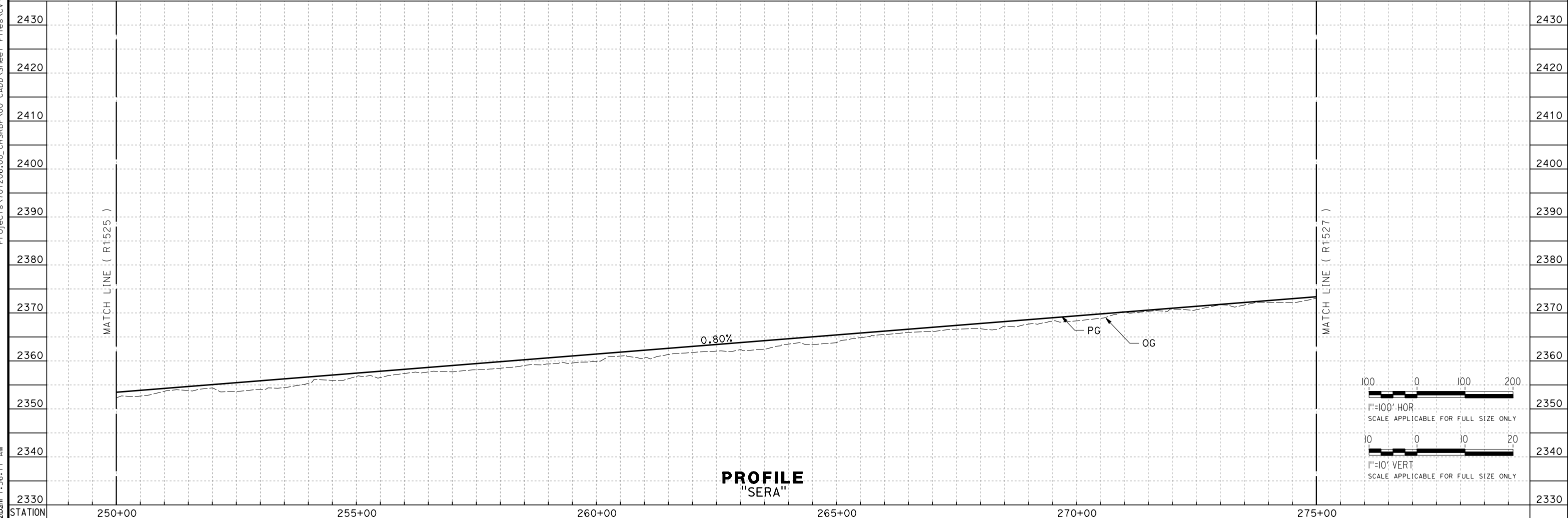
e:\a\ba\balcawin\01\131206\00 1:56:11 AM



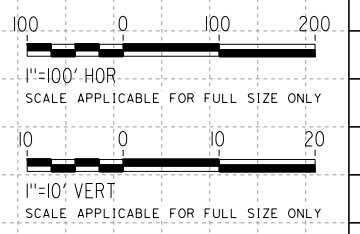
PLAN

LINE DATA		
No.	BEARING	DISTANCE
7	N 7°57'07" W	2604.67'

CURVE DATA				
No.	R	Δ	T	L
6	210000.00'	0°39'23"	1203.08'	2406.14'



PROFILE "SERA"



REV	DATE	BY	CHK	APP	DESCRIPTION

DESIGNED BY
G. BROCKLEHURST
DRAWN BY
E. BALDWIN
CHECKED BY
D. HOLMAN
IN CHARGE
G. CAMPBELL
DATE
01/29/2021

**RECORD SET
PEPD
SUBMITTAL**

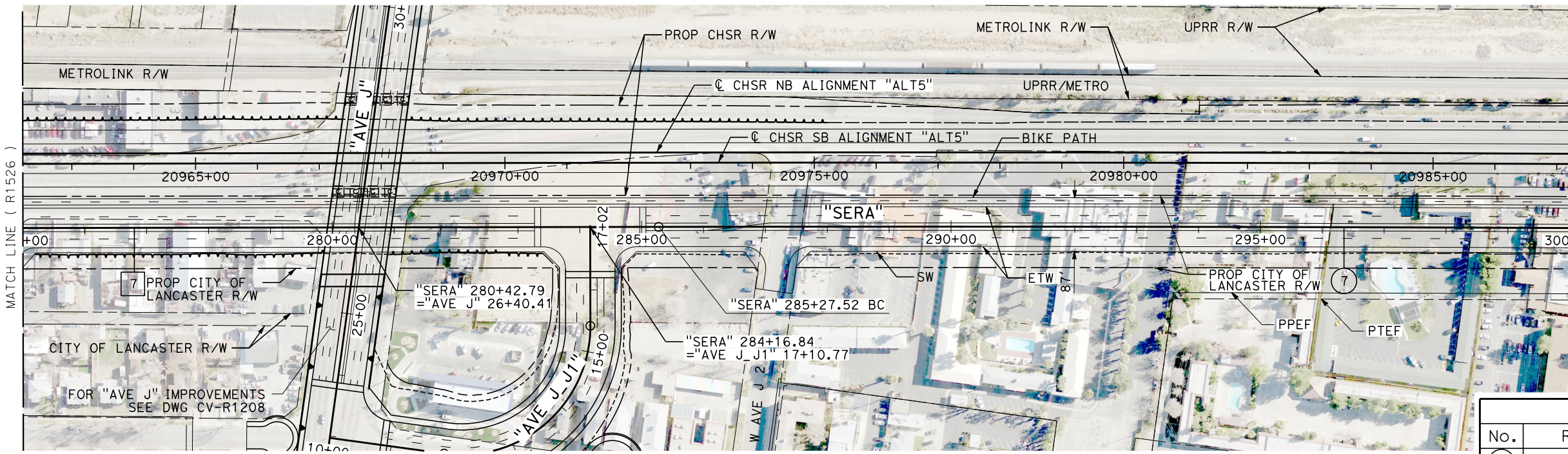
**NOT FOR
CONSTRUCTION**



**CALIFORNIA HIGH-SPEED RAIL PROJECT
BAKERSFIELD TO PALMDALE**

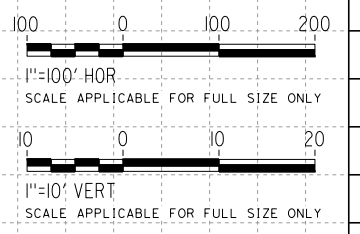
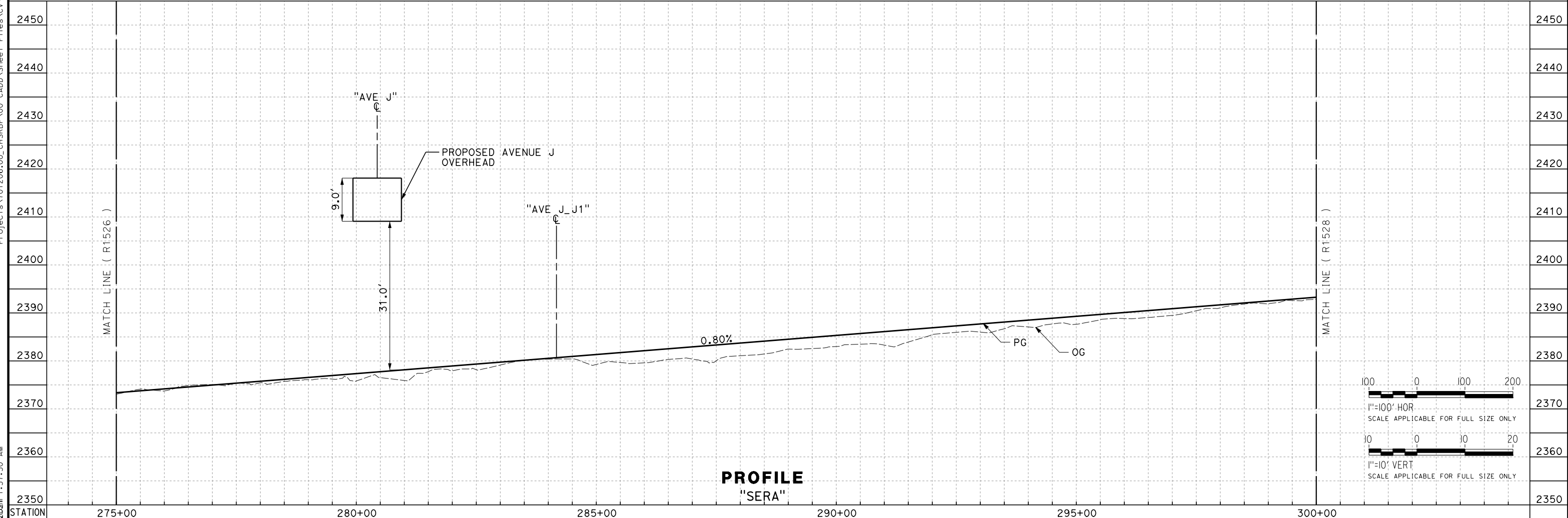
ALTERNATIVE 5
ROADWAY
SIERRA HIGHWAY
PLAN AND PROFILE

CONTRACT NO.
HSR13-44
DRAWING NO.
CV-R1526
SCALE
AS SHOWN
SHEET NO.
355



LINE DATA		
No.	BEARING	DISTANCE
7	N 7°57'07" W	2604.67'

CURVE DATA				
No.	R	Δ	T	L
7	235000.00'	0°33'40"	1150.90'	2301.79'



REV	DATE	BY	CHK	APP	DESCRIPTION

DESIGNED BY
G. BROCKLEHURST

DRAWN BY
E. BALDWIN

CHECKED BY
D. HOLMAN

IN CHARGE
G. CAMPBELL

DATE
01/29/2021

**RECORD SET
PEPD
SUBMITTAL**

**NOT FOR
CONSTRUCTION**



**CALIFORNIA HIGH-SPEED RAIL PROJECT
BAKERSFIELD TO PALMDALE**

ALTERNATIVE 5
ROADWAY
SIERRA HIGHWAY
PLAN AND PROFILE

CONTRACT NO.
HSR13-44

DRAWING NO.
CV-R1527

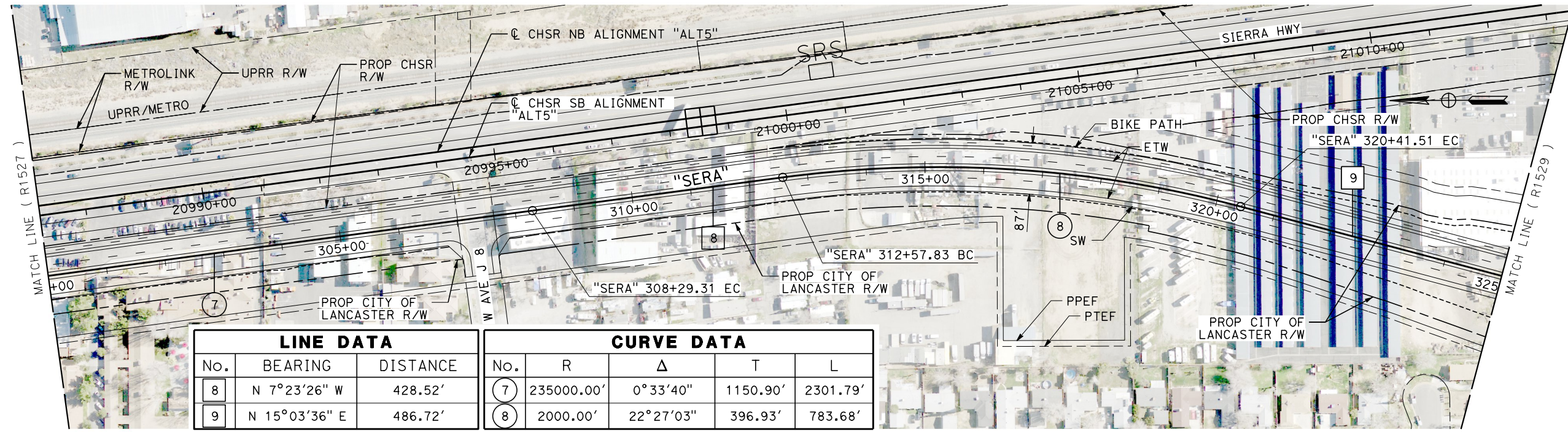
SCALE
AS SHOWN

SHEET NO.
356

Projects\T01206\00_CHSRBP\00_CADD\Sheet Files\CV\BP-CV-R1527
e:\a\g\balcawin\01\13\2021\1:57:50 AM

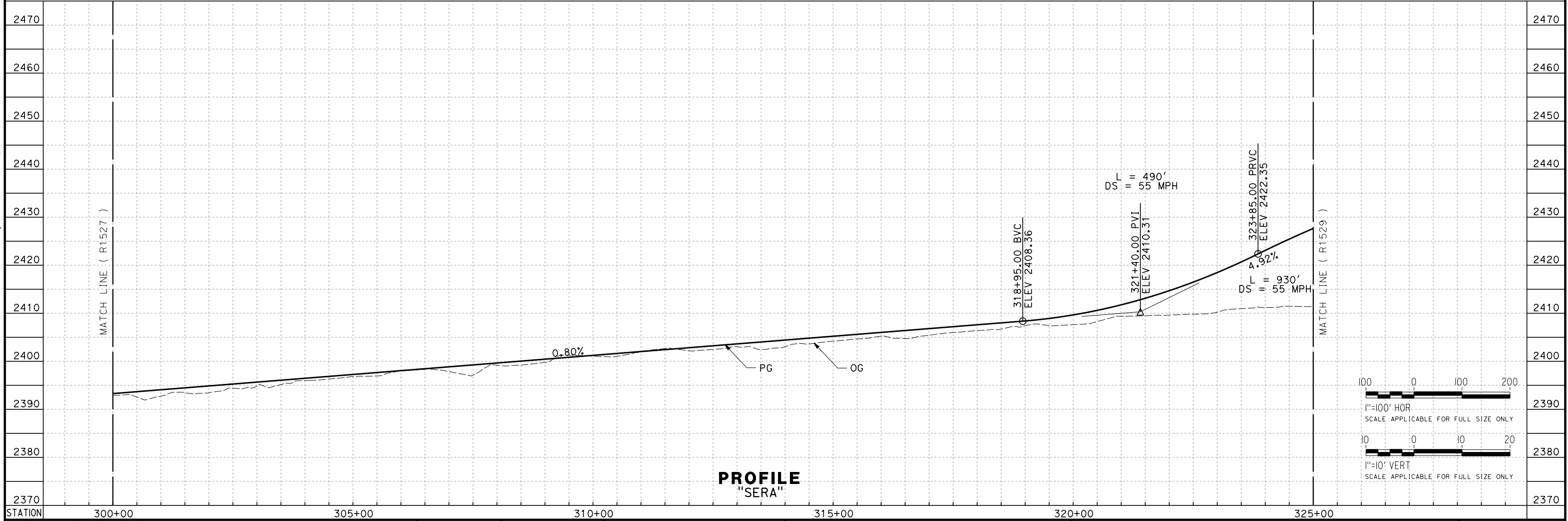
Projects\701206.00_CHSRBP\00_CADD\Sheet_Files\CV\BP-CV-R1528

e:\a\ba\aldwin\11\1206\1:57:34 AM

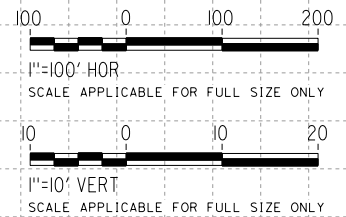


LINE DATA			CURVE DATA				
No.	BEARING	DISTANCE	No.	R	Δ	T	L
8	N 7°23'26" W	428.52'	7	235000.00'	0°33'40"	1150.90'	2301.79'
9	N 15°03'36" E	486.72'	8	2000.00'	22°27'03"	396.93'	783.68'

PLAN



PROFILE "SERA"



REV	DATE	BY	CHK	APP	DESCRIPTION

DESIGNED BY
G. BROCKLEHURST
DRAWN BY
E. BALDWIN
CHECKED BY
D. HOLMAN
IN CHARGE
G. CAMPBELL
DATE
01/29/2021

**RECORD SET
PEPD
SUBMITTAL**

**NOT FOR
CONSTRUCTION**



**CALIFORNIA HIGH-SPEED RAIL PROJECT
BAKERSFIELD TO PALMDALE**

ALTERNATIVE 5
ROADWAY
SIERRA HIGHWAY
PLAN AND PROFILE

CONTRACT NO.
HSR13-44

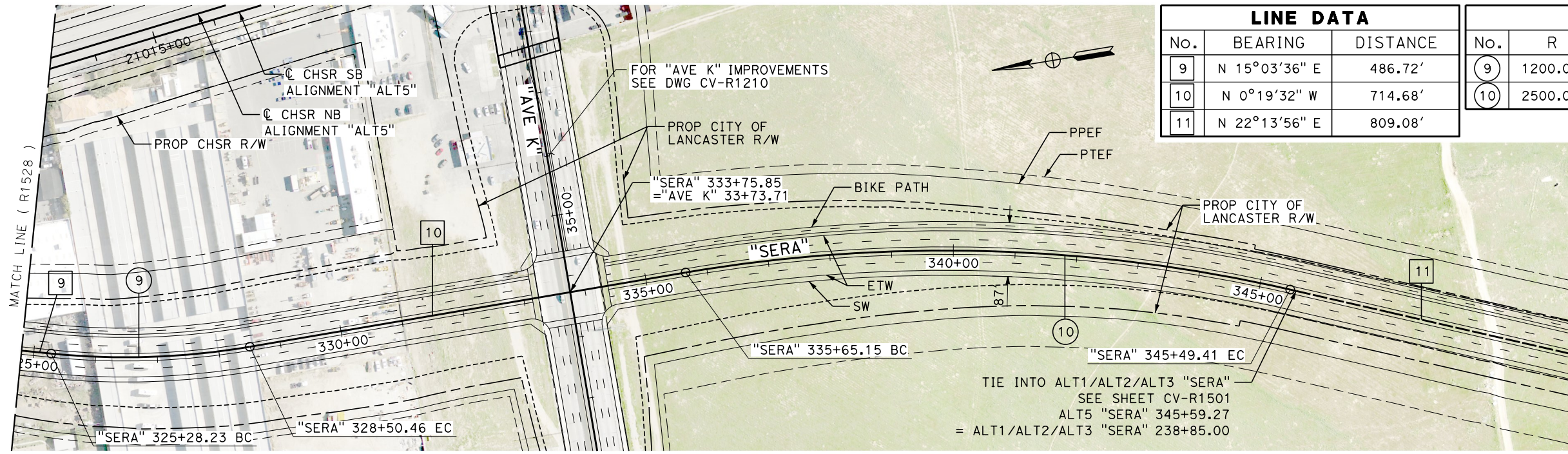
DRAWING NO.
CV-R1528

SCALE
AS SHOWN

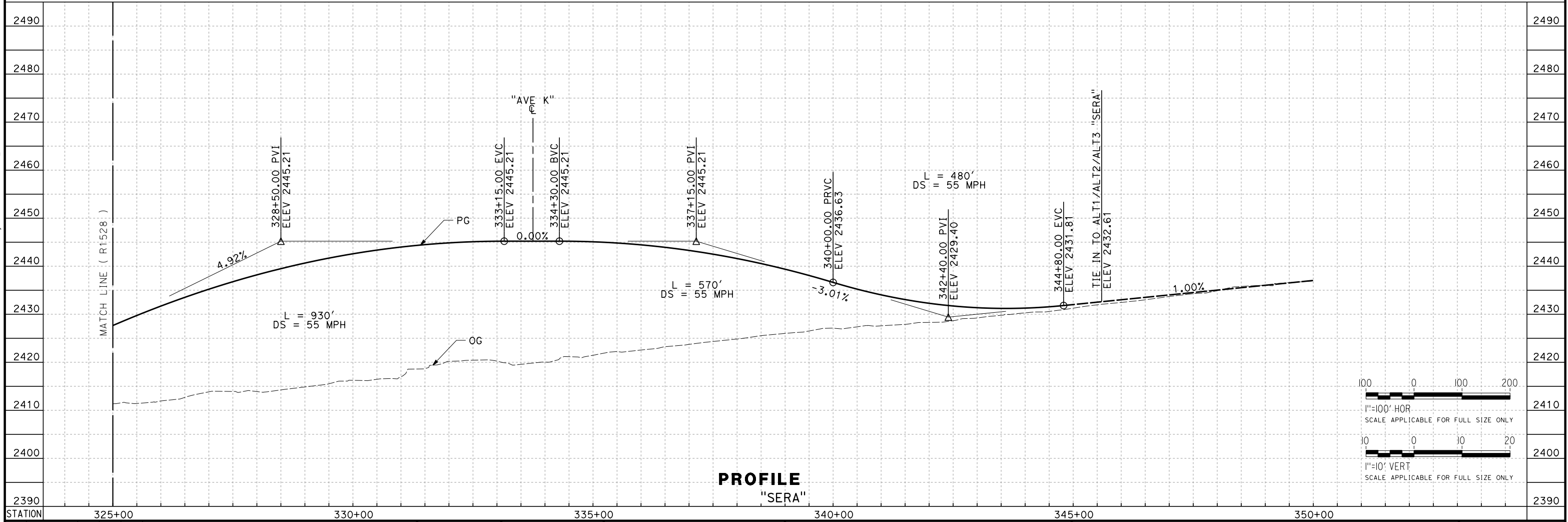
SHEET NO.
357

Projects\701206.00_CHSRBP\00_CADD\Sheet_Files\CV\BP-CV-R1529

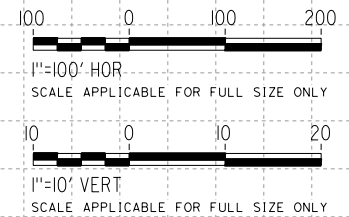
e:\a\ba\balwin\11\1206\00\1:58:07 AM



PLAN



PROFILE
"SERA"



REV	DATE	BY	CHK	APP	DESCRIPTION

DESIGNED BY
G. BROCKLEHURST
DRAWN BY
E. BALDWIN
CHECKED BY
D. HOLMAN
IN CHARGE
G. CAMPBELL
DATE
01/29/2021

**RECORD SET
PEPD
SUBMITTAL**

**NOT FOR
CONSTRUCTION**



**CALIFORNIA HIGH-SPEED RAIL PROJECT
BAKERSFIELD TO PALMDALE**

ALTERNATIVE 5
ROADWAY
SIERRA HIGHWAY
PLAN AND PROFILE

CONTRACT NO.
HSR13-44

DRAWING NO.
CV-R1529

SCALE
AS SHOWN

SHEET NO.
358

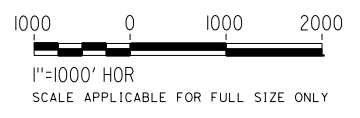
Projects\701206.00_CHSRBP\00_CADD\Sheet Files\CV\BP-CV-R1551

e:\a\balcawin\1\13122020\21:15:59 AM



CONSTRUCTION NOTES:

- ① CONSTRUCT DIRT CUL-DE-SAC PER TYPICAL DETAILS ON DRAWING NO. CV-R1554.
- ② CONSTRUCT DIRT HAMMERHEAD TURNAROUND PER TYPICAL DETAILS ON DRAWING NO. CV-R1554.



REV	DATE	BY	CHK	APP	DESCRIPTION

DESIGNED BY
G. BROCKLEHURST
DRAWN BY
E. BALDWIN
CHECKED BY
D. HOLMAN
IN CHARGE
G. CAMPBELL
DATE
01/29/2021

**RECORD SET
PEPD
SUBMITTAL**

**NOT FOR
CONSTRUCTION**



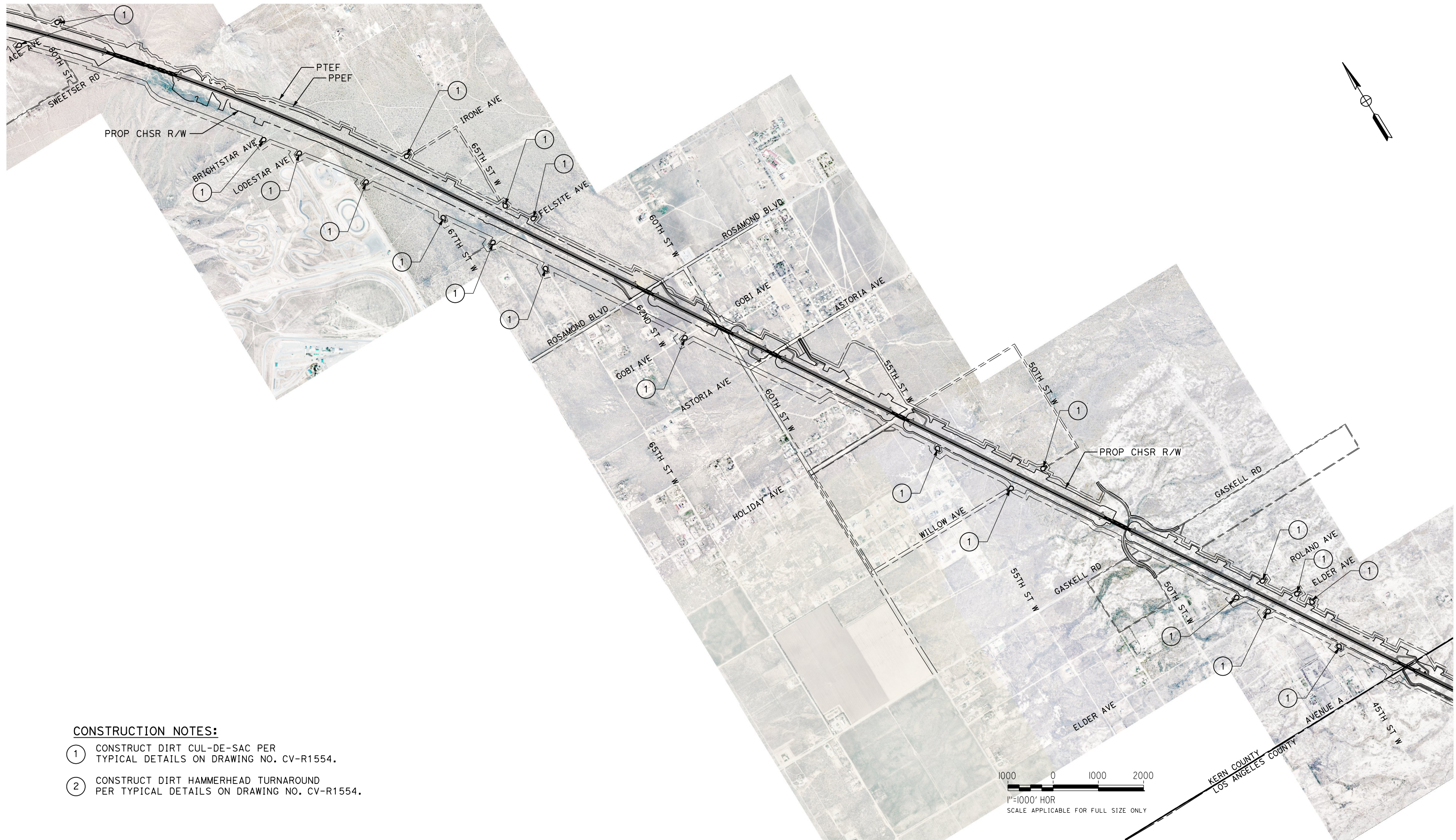
**CALIFORNIA HIGH-SPEED RAIL PROJECT
BAKERSFIELD TO PALMDALE**

ALTERNATIVE 1,2,5
ROADWAY
ROADWAY CLOSURES
PLAN

CONTRACT NO.
HSR13-44
DRAWING NO.
CV-R1551
SCALE
AS SHOWN
SHEET NO.
359

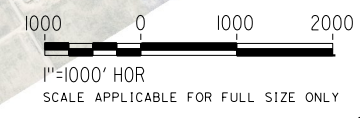
Projects\701206.00_CHSRBP\00_CADD\Sheet_Files\CV\BP-CV-R1552

e:\na.baldwin\13120206 2:04:57 AM



CONSTRUCTION NOTES:

- ① CONSTRUCT DIRT CUL-DE-SAC PER TYPICAL DETAILS ON DRAWING NO. CV-R1554.
- ② CONSTRUCT DIRT HAMMERHEAD TURNAROUND PER TYPICAL DETAILS ON DRAWING NO. CV-R1554.



REV	DATE	BY	CHK	APP	DESCRIPTION

DESIGNED BY
G. BROCKLEHURST
DRAWN BY
E. BALDWIN
CHECKED BY
D. HOLMAN
IN CHARGE
G. CAMPBELL
DATE
01/29/2021

**RECORD SET
PEPD
SUBMITTAL**

**NOT FOR
CONSTRUCTION**



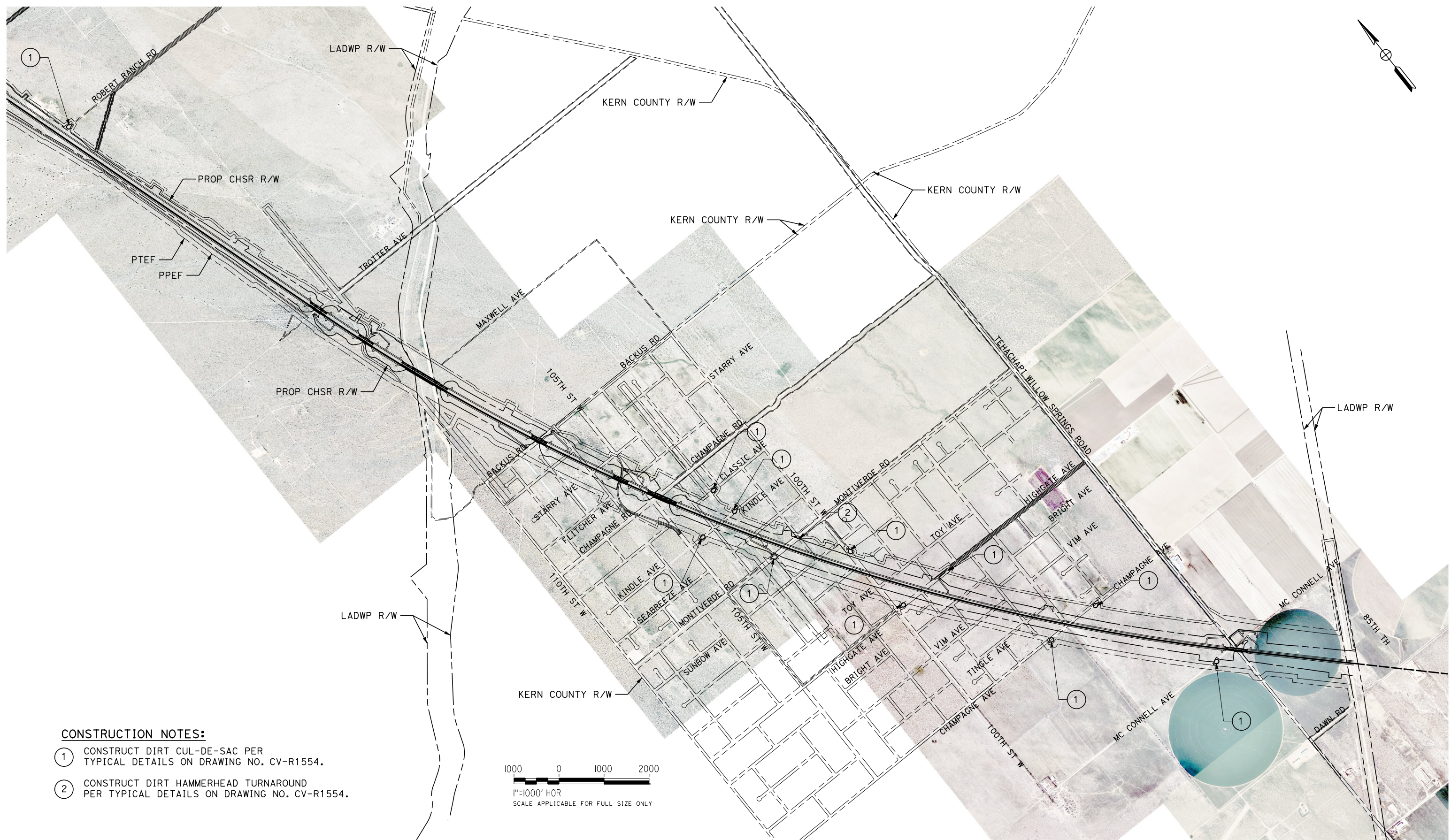
**CALIFORNIA HIGH-SPEED RAIL PROJECT
BAKERSFIELD TO PALMDALE**

ALTERNATIVE 1,2,5
ROADWAY
ROADWAY CLOSURES
PLAN

CONTRACT NO.
HSR13-44
DRAWING NO.
CV-R1552
SCALE
AS SHOWN
SHEET NO.
360

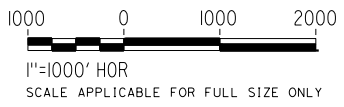
Projects\701206.00_CHSRBP\00_CADD\Sheet Files\CV\BP-CV-R1553

e:\a\ba\balwin\1\13122020\ 2:06:02 AM



CONSTRUCTION NOTES:

- ① CONSTRUCT DIRT CUL-DE-SAC PER TYPICAL DETAILS ON DRAWING NO. CV-R1554.
- ② CONSTRUCT DIRT HAMMERHEAD TURNAROUND PER TYPICAL DETAILS ON DRAWING NO. CV-R1554.



REV	DATE	BY	CHK	APP	DESCRIPTION

DESIGNED BY
G. BROCKLEHURST
DRAWN BY
E. BALDWIN
CHECKED BY
D. HOLMAN
IN CHARGE
G. CAMPBELL
DATE
01/29/2021

**RECORD SET
PEPD
SUBMITTAL**

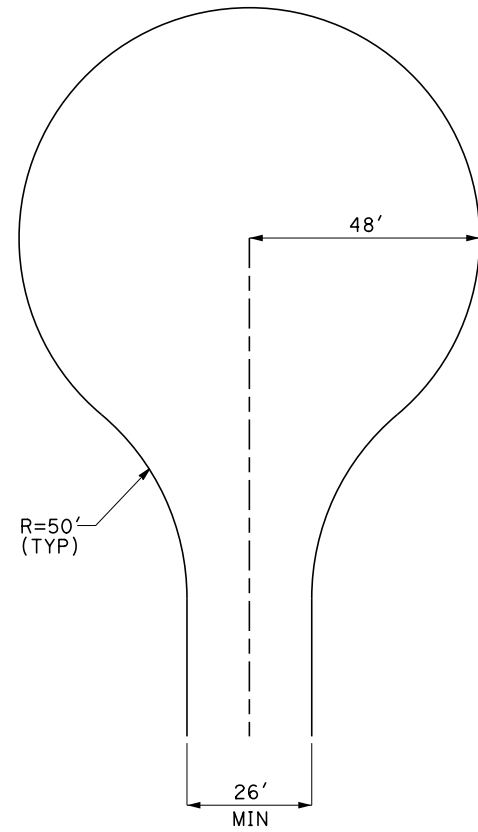
**NOT FOR
CONSTRUCTION**



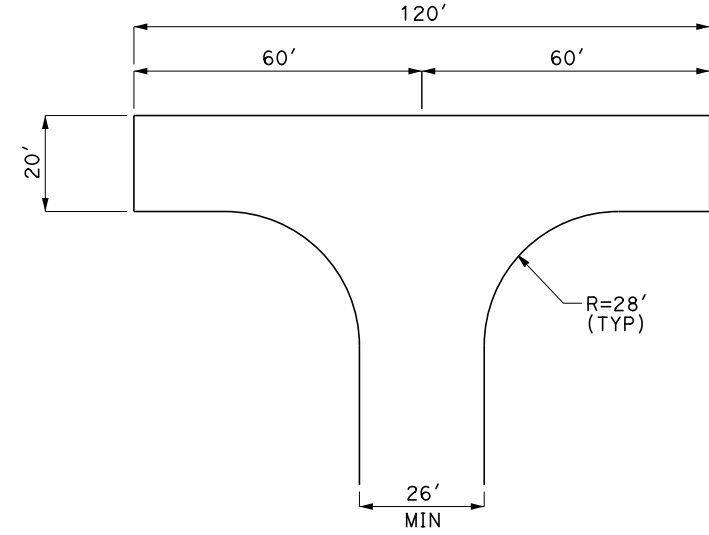
**CALIFORNIA HIGH-SPEED RAIL PROJECT
BAKERSFIELD TO PALMDALE**

ALTERNATIVE 3
ROADWAY
ROADWAY CLOSURES
PLAN

CONTRACT NO.
HSR13-44
DRAWING NO.
CV-R1553
SCALE
AS SHOWN
SHEET NO.
361



① **CUL-DE-SAC**
NO SCALE



② **HAMMERHEAD TURNAROUND**
NO SCALE

REV	DATE	BY	CHK	APP	DESCRIPTION

DESIGNED BY
G. BROCKLEHURST
DRAWN BY
E. BALDWIN
CHECKED BY
D. HOLMAN
IN CHARGE
G. CAMPBELL
DATE
01/29/2021

**RECORD SET
PEPD
SUBMITTAL**

**NOT FOR
CONSTRUCTION**



**CALIFORNIA HIGH-SPEED RAIL PROJECT
BAKERSFIELD TO PALMDALE**

ALTERNATIVE 1,2,3,5
ROADWAY
ROADWAY CLOSURES
PLAN

CONTRACT NO.
HSR13-44

DRAWING NO.
CV-R1554

SCALE
AS SHOWN

SHEET NO.
362